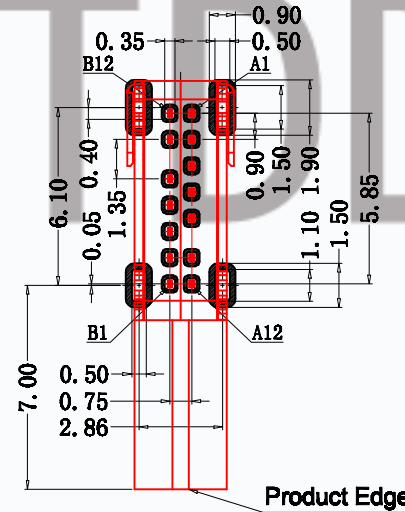
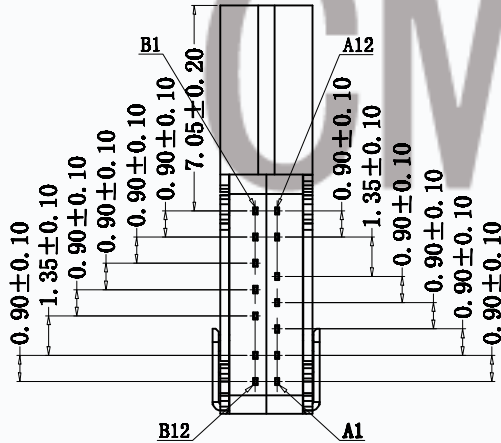
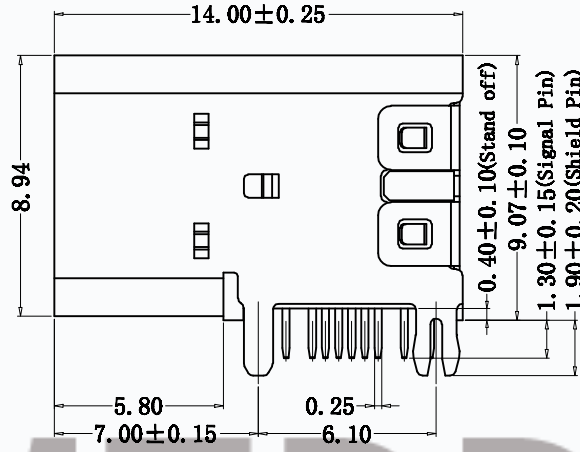
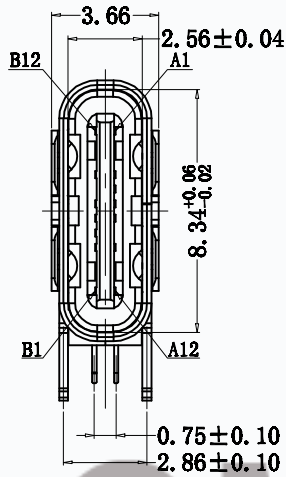
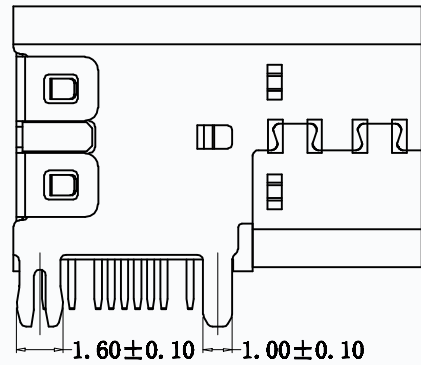


RoHs



(TOP VIEW)
RECOMMENDED P.C.B. LAYOUT (T:1.0~1.2mm)
TOLERANCE UNSPECIFIED ±0.05mm

| PIN DEFINE TABLE | | | |
|------------------|--------|-----|--------|
| PIN | SIGNAL | PIN | SIGNAL |
| A12 | GND | B1 | GND |
| A11 | — | B2 | — |
| A10 | — | B3 | — |
| A9 | VBUS | B4 | VBUS |
| A8 | — | B5 | CC2 |
| A7 | D- | B6 | D+ |
| A6 | D+ | B7 | D- |
| A5 | CC1 | B8 | — |
| A4 | VBUS | B9 | VBUS |
| A3 | — | B10 | — |
| A2 | — | B11 | — |
| A1 | GND | B12 | GND |

| NO. | COLOR | 端子:镀金1u"/外壳镀亮镍 | 端子:镀金3u"/外壳镀亮镍 | 端子:镀金1u"+雾锡/外壳镀亮镍 | 端子:镀金3u"+雾锡/外壳镀亮镍 | 端子:镀金1u"/外壳镀哑镍 |
|-----|-------|----------------|----------------|-------------------|-------------------|----------------|
| 1 | WHITE | TD-060001 | TD-060002 | TD-060003 | TD-060004 | — |
| 2 | BLACK | TD-061001 | TD-061002 | TD-061003 | TD-061004 | TD-061005 |

CUSTOMER

SIZE
A4

UNITS
MM[INCH]

SCALE
1:1

REV.
1

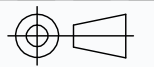
GENERAL TOLERANCES
UNLESS SPECIFIED

X±0.50 X'±5.0'
.X±0.35 .X'±3.0'

.XX±0.25 .XX'±2.5'
.XXX±0.15 .XXX'±2.0'

APPROVED BY:
JEFF

CHECKED BY:

DESIGN BY:
ERICTITLE:
TYPE-C 14P
侧插母座前直后鱼叉脚PART NO.:
See the ListDWG NO.:
T11-14CF01东莞市田都科技有限公司
Dongguan TianDu Technology Co. Ltd.SHEET
1/2

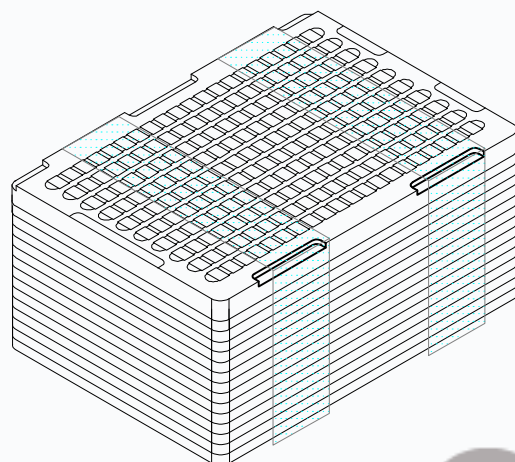
SPECIFICATION:

- MATERIAL & FINISH:SEE THE LIST;
- PLATING SPECIFICATION:
 - CONTACTS:
Ni 50u" MIN. UNDER PLATED OVER ALL.
Au PLATED ON THE MATING AREA OF CONTACT.
Au PLATED OR MATTE SN PLATED ON THE SOLDER AREA.
 - FRONT SHELL:Ni 30u" MIN. UNDER PLATED OVER ALL.
 - BACK SHELL:Ni 30u" MIN. UNDER PLATED OVER ALL.
 - MID PLATE:CLEAR ONLY
- MECHANICAL:
 - MATING FORCE:5~20N;
 - UNMATING FORCE:8~20N.
6~20N AFTER DURABILITY TEST;
 - DURABILITY:10000 CYCLES;
- ELECTRICAL:
 - CURRENT RATING:3A Max;
 - VOLTAGE RATING:20V Max;
 - DIELECTRIC WITHSTANDING VOLTAGE:100VAc;
 - CONTACT RESISTANCE:40mΩ Ohms Max. ;
 - INSULATION RESISTANCE:100M Ohms Min. ;
- ENVIRONMENTAL:
 - OPERATING TEMPERATURE:-40° C~+85° C;
 - WETTING TEMPERATURE:265±5° C, 5±0.5s

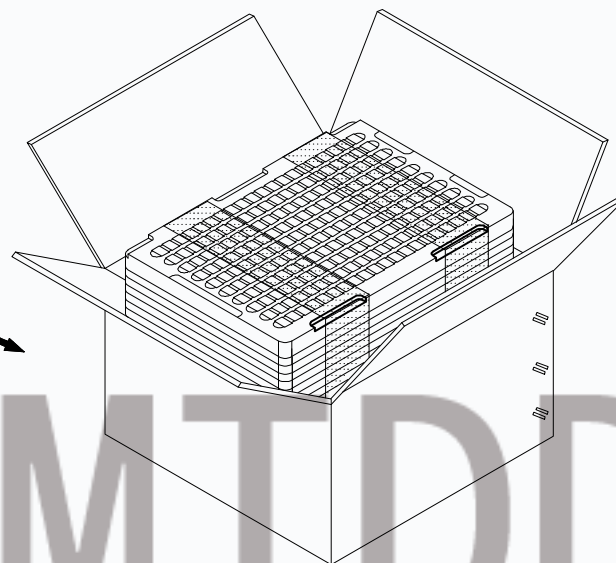
| NO. | PART NAME | Q'TY | MATERIAL | FINISH |
|-----|-------------|------|--------------------------|--------------------------|
| 5 | Back Shell | 1 | Stainless Steel,T=0.20mm | 30u"Ni Min. |
| 4 | Front Shell | 1 | Stainless Steel,T=0.30mm | 30u"Ni Min. |
| 3 | MID PLATE | 1 | Stainless Steel,T=0.15mm | No Plating |
| 2 | Contact | 14 | Copper Alloy,T=0.15mm | Au/Ni or Au/Sn/Ni-Plated |
| 1 | Housing | 1 | High temperature plastic | UL94 V-0, Black |

RoHs

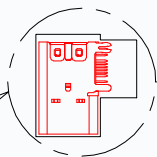
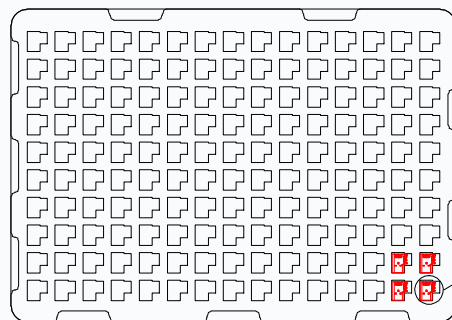
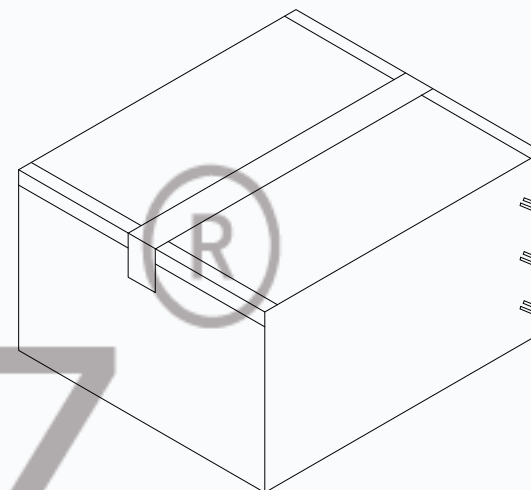
| VER | MARK | PR. BY | ECR/ECN | DESCRIPTION | DATE |
|-----|------|--------|---------|-------------|-----------|
| A | | ERIC | | NEW RELEASE | 08/07' 20 |



30盘/扎



2扎/箱



说明:

1. 每盘装170PCS, 30盘为1扎, 在每扎最上层放1空盘, 用PE膜缠绕好, 并贴上1PCS物料标签;
2. 将2扎包装好的产品叠放在一起装入指定纸箱内并在外箱贴上1PCS物料标签;
3. 在搬运过程中要轻拿轻放;
4. 在运输中不可堆放过多(1.8M最高), 不可重压;

| PACKAGING | | | | GENERAL TOLERANCES UNLESS SPECIFIED | | APPROVED BY: JEFF | TITLE: TYPE-C 14Pin侧插母座 前直后鱼叉脚一包装图 | | 东莞市田都科技有限公司 Dongguan TianDu Technology Co., Ltd. | |
|-----------|-------------|----------------------------------------|-----------------|----------------------------------------|----------|----------------------|------------------------------------------|----------|-----------------------------------------------------|--|
| NO. | NAME | SPEC | Q' TY | SIZE | UNITS | CHECKED BY: | PART NO.: | DWG NO.: | SHEET | |
| ① | TYPE C Rec. | | 10200PCS/CARTON | A4 | MM[INCH] | | | | | |
| ② | TRAY | PET, 338*238mm | 62PCS/CARTON | SCALE | REV. | DESIGN BY: ERIC | T11-14CF01 | 2/2 | | |
| ③ | CARTON | CORRUGATED BOARD, K=K 515*365*160mm | 1PCS/PACKAGE | 1:1 | 1 | | | | | |

