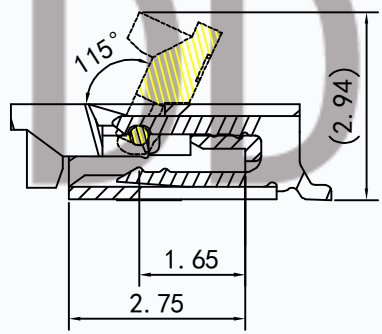
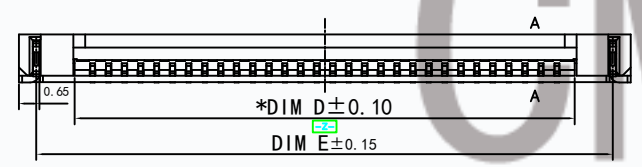
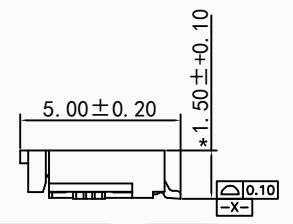
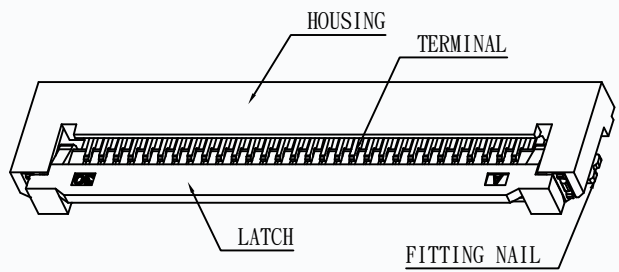
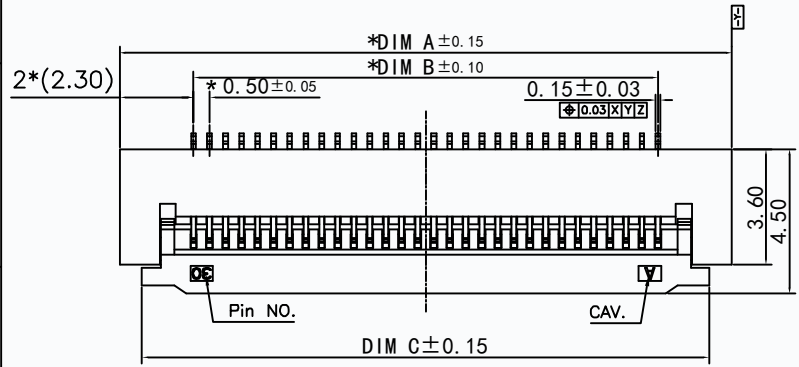


GC1-07 1 2 3 4 5 6 7 8 9 10

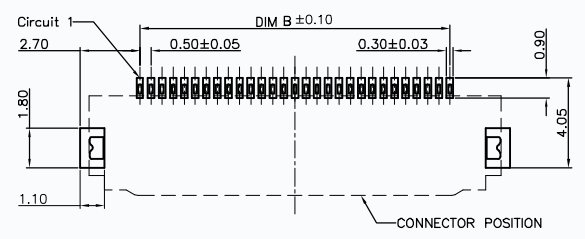
A
B
C
D
E
F
G



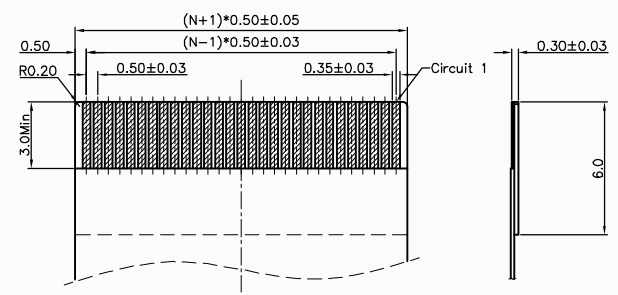
- 备注:**
- 材质
主体: LCP. UL 94V-0, 颜色: 米色
盖子: LCP. UL 94V-0, 颜色: 黑色
端子: 铜合金
固定片: 铜合金
 - 电镀:
端子: 镍底, 镀锡或者镀金
固定片: 镍底, 镀锡
Ni: 50-100U" Sn: 80-150U"
 - 带*为重点尺寸
 - 料号定义:
F06A1 B XX P S R S
1 2 3 4 5 6

1. F06A1系列	FPC0.5毫米Pitch系列	
2. B	B-TYPE(掀盖式)	
3. PIN数	4~60	
4. 接触电镀	P	PURE TIN
	G1	1u. Gold
	G3	3u GOLD
5. 包装方式	T 管装	R 盘装
6. 材料类型	S ROHS	H HALOGEN FREE

KT	Dim A	Dim B	Dim C	Dim D	Dim E	KT	Dim A	Dim B	Dim C	Dim D	Dim E
4	6.10	1.50	4.70	2.60	5.00	33	20.60	16.00	19.20	17.10	19.50
5	6.60	2.00	5.20	3.10	5.50	34	21.10	16.50	19.70	17.60	20.00
6	7.10	2.50	5.70	3.60	6.00	35	21.60	17.00	20.20	18.10	20.50
7	7.60	3.00	6.20	4.10	6.50	36	22.10	17.50	20.70	18.60	21.00
8	8.10	3.50	6.70	4.60	7.00	37	22.60	18.00	21.20	19.10	21.50
9	8.60	4.00	7.20	5.10	7.50	38	23.10	18.50	21.70	19.60	22.00
10	9.10	4.50	7.70	5.60	8.00	39	23.60	19.00	22.20	20.10	22.50
11	9.60	5.00	8.20	6.10	8.50	40	24.10	19.50	22.70	20.60	23.00
12	10.10	5.50	8.70	6.60	9.00	41	24.60	20.00	23.20	21.10	23.50
13	10.60	6.00	9.20	7.10	9.50	42	25.10	20.50	23.70	21.60	24.00
14	11.10	6.50	9.70	7.60	10.00	43	25.60	21.00	24.20	22.10	24.50
15	11.60	7.00	10.20	8.10	10.50	44	26.10	21.50	24.70	22.60	25.00
16	12.10	7.50	10.70	8.60	11.00	45	26.60	22.00	25.20	23.10	25.50
17	12.60	8.00	11.20	9.10	11.50	46	27.10	22.50	25.70	23.60	26.00
18	13.10	8.50	11.70	9.60	12.00	47	27.60	23.00	26.20	24.10	26.50
19	13.60	9.00	12.20	10.10	12.50	48	28.10	23.50	26.70	24.60	27.00
20	14.10	9.50	12.70	10.60	13.00	49	28.60	24.00	27.20	25.10	27.50
21	14.60	10.00	13.20	11.10	13.50	50	29.10	24.50	27.70	25.60	28.00
22	15.10	10.50	13.70	11.60	14.00	51	29.60	25.00	28.20	26.10	28.50
23	15.60	11.00	14.20	12.10	14.50	52	30.10	25.50	28.70	26.60	29.00
24	16.10	11.50	14.70	12.60	15.00	53	30.60	26.00	29.20	27.10	29.50
25	16.60	12.00	15.20	13.10	15.50	54	31.10	26.50	29.70	27.60	30.00
26	17.10	12.50	15.70	13.60	16.00	55	31.60	27.00	30.20	28.10	30.50
27	17.60	13.00	16.20	14.10	16.50	56	32.10	27.50	30.70	28.60	31.00
28	18.10	13.50	16.70	14.60	17.00	57	32.60	28.00	31.20	29.10	31.50
29	18.60	14.00	17.20	15.10	17.50	58	33.10	28.50	31.70	29.60	32.00
30	19.10	14.50	17.70	15.60	18.00	59	33.60	29.00	32.20	30.10	32.50
31	19.60	15.00	18.20	16.10	18.50	60	34.10	29.50	32.70	30.60	33.00
32	20.10	15.50	18.70	16.60	19.00						



RECOMMENDED PCB PATTERN LAYOUT



RECOMMENDED FPC/FFC DIMENSION

SER	AREA	REVISIONS	CHK	DATE

CMTDDZ 东莞市田都科技有限公司
Dongguan TianDu Technology Co., Ltd.

UNLESS OTHERWISE SPECIFIED TOLERANCES ARE X.X ±0.15 X.XX ±0.10 X.XXX ANG. ±0°30'	APPROVED JEFF	DATE 2022-05-05	PART NO T17-0515QX
	CHECKED JEFF	DATE 2022-05-05	DRAWING NO FPC 0.5MMPitch=1.5MM
	DRAWN ER10	DATE 2022-05-05	COMPUTER NO
UNIT MM	NUMBER	SCALE 8:1	SIZE A3
		NAME FPC0.5 CONNECTOR	REV A

1 2 3 4 5 6 7 8 9 10

