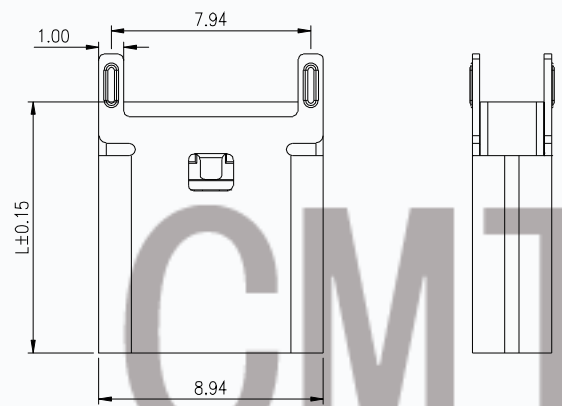
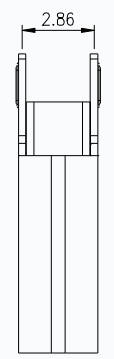
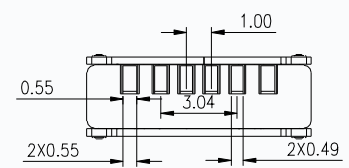
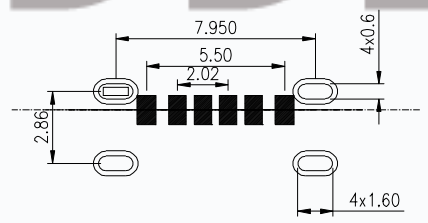
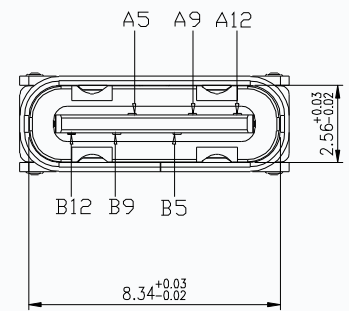


MAPX	MODIFICATION	DATE



B12	GND
B9	VBUS
B5	CC2
A5	CC1
A9	VBUS
A12	GND
PIN	SIGNAL NAME

NOTES:
 1.MATERIAL:
 MOLDING: LCP UL94 V-0
 CONTACT:COPPER ALLOY.
 GOLD PLATED Min ON CONTACT AREA,100u''
 Min TIN (LEAD FREE) ON SOLDER AREA,
 SHELL: SUS
 50u'' NICKEL PLATING OVER ALL.
 2.MECHANICAL:
 INSERTION: 5~20N.
 EXTRACTION: 8~20N AFTER TEST.
 3.ELECTRICAL:
 CURRENT: 3A FOR VBUS;
 1.25A FOR GND PIN.
 0.25A FOR OTHER.
 VOLTAGE: 20 V MAX
 WITHSTANDING VOLTAGE: 100V AC R.M.S.
 CONTACT RESISTANCE: 40mΩ MAX.
 INSULATION RESISTANCE: 100MΩ MIN.
 4.ENVIRONMENTAL
 TEMPERATURE RANGE -25°C ~ +85°C
 5. 产品符合RoHS标准



RECOMMENDED P.C.B. LAYOUT
 TOLERANCE UNSPECIFIED ±0.05mm

L 长度表

L	L=9.3
L	L=10.0
L	L=10.50
L	L=13.0
L	L=13.70
L	L=15.0
L	L=17.50

产品图 PRODUCT CHART DWG				CMTDDZ 东莞市田都科技有限公司 Dongguan TianDu Technology Co. Ltd.					
公差一览表 TOLERANCE UNLESS OTHERWISE				单位 UNITS	MM	制图 DRAWING	ERIC	制图料号 PRODUCT PART NO.	T11-06LS03
X.	±0.30	X.	±5°	比例 SCALE	1:1	审核 CHKD		产品名称 PRODUCT NO.	USB TYPE C 6P 立贴4脚
.X	±0.25	.X	±2°	日期 DATE	2019.11.23	核准 APPD		角法 VIEW	
.XX	±0.15	.XX	±1°					版本 VER	A0
.XXX	±0.10	.XXX	±0.5°						