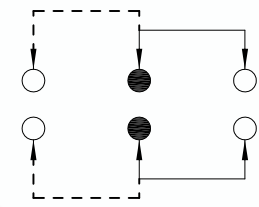
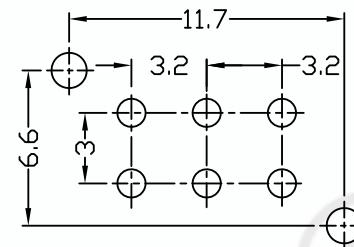
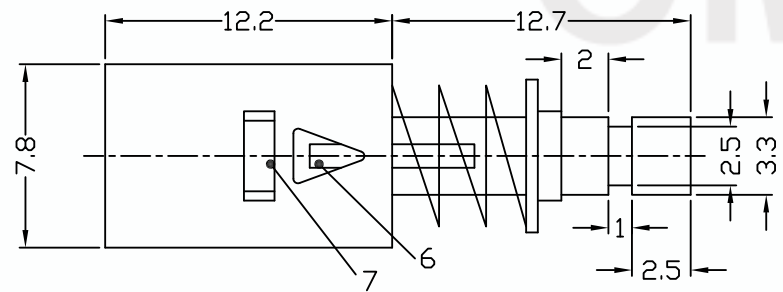
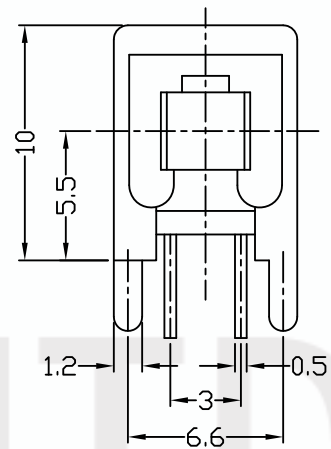
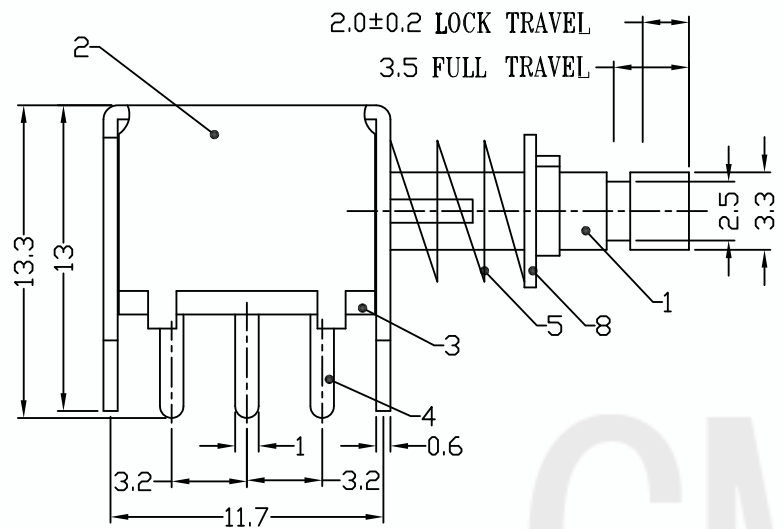


CAD FILE:



**DIMENSIONS**



**P.C.B LAYOUT**

**CIRCUIT DIAGRAM**

**ELECTRO-MECHANICAL CHARACTERISTICS**

Rating	0.3A 50V DC	
Circuit	2P2T	
Contact Resistance	< 100 mΩ MAX	
Timing	NON-SHORTING	
Operationg Mode	SELF-LOCK	T5-223002L
	NON-LOCK	T5-223002N
Stroke	FULL 3.5mm	LOCK 2.0mm
Operating Force	250gf ± 100gf	
Operating Life	10.000 cycles	

NO.	PARTS	MATERIALS	Q'TY	FINISHING
9	CLIP	PBS	2	Ag PLATED
8	BLOCK	MILD STEEL	6	NI PLATED
7	SPRING PLATE	PBS	1	NATURAL
6	CAM STICK	BRASS	1	NI PLATED
5	SPRING	SUS	1	NI PLATED
4	TERMINAL	BRASS	1	Ag PLATED
3	TERMINAL CASE	PHENOLIC RESIN	1	NATURAL
2	COVER	MILD STEEL	1	NI PLATED
1	KNOB	PBT	1	BLACK

**TOLERANCE UNLESS SPECIFIED**  
 WITHIN 1.5mm : ±0.1mm  
 OVER 1.5mm : ±0.2mm

THESE DRAWINGS AND SPECIFICATIONS ARE THE PROPERTY OF DONGGUAN TIANDU TECHNOLOGY CO., LTD. AND SHALL NOT BE REPRODUCED, COPIED OR USED IN ANY MANNER WITHOUT THE PRIOR WRITTEN CONSENT OF DONGGUAN TIANDU TECHNOLOGY CO., LTD

**TITLE : HORIZONTAL PUSH SWITCH**    **UNIT : mm**    **DRWG NO.: CMTDDZ-T5-223002NL-00**

**MODEL: T5-223002NL**    **SCALE: 3:1**    **DWN. ERIC 2013-6-17**

**CMTDDZ 东莞市田都科技有限公司**    **CHK'D MAIKO 2013-6-17**

**DONGGUAN TIANDU TECHNOLOGY CO., LTD.**    **APPD. Coco 2013-6-17**

**DESCRIPTIONS OF REVISION**    **APPD.**