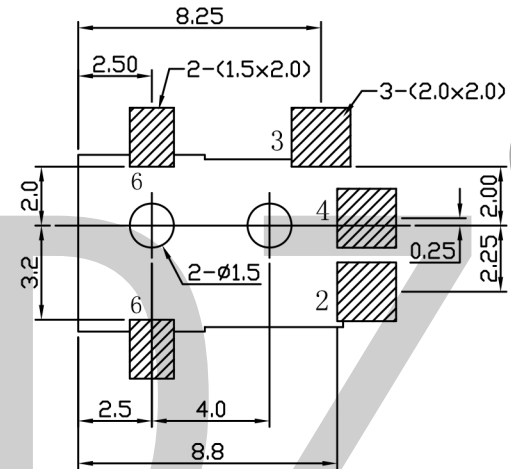
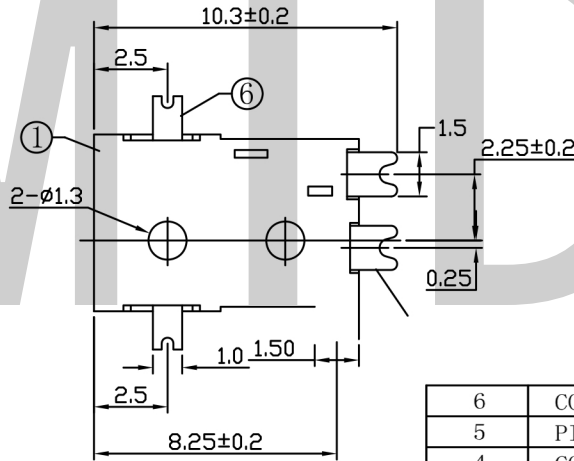
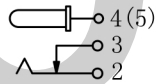


P. C. B LAYOUT
TOP VIEW



SCHMATIC



SPECIFICATION

1. Rating : DC 30V 0.5A;
2. Contact resistance: $\leq 0.03 \Omega$;
3. Insulation resistance: $\geq 100M \Omega$ (DC250V);
4. Withstand voltage: 500VAC ;
5. Insertion and extraction force: 2-20N;
6. life test: 5,000 cycles.

PIN	φ1.0	φ1.3
APPD.		✓

NO.	DESCRIPTION	QTY	MATERIAL	PLATING
6	CONTACT FOOT	1	H62 BRASS	Ag-Plating
5	PIN	1	H59 BRASS	Ni-Plating
4	CONTACT FOOT	1	H62 BRASS	Ag-Plating
3	CURVE PIECE	1	H62 BRASS	Ag-Plating
2	SPRING	1	Be-Cu	Ag-Plating
1	HOUSING	1	FR52	

TOLERANCE
UNLESS SPECIFIED
WITHIN 1.5mm : ±0.1mm
OVER 1.5mm : ±0.2mm

THESE DRAWINGS AND SPECIFICATIONS ARE THE PROPERTY OF DONGGUAN TIANDU ELECTRONICS CO.,LTD. AND SHALL NOT BE REPRODUCED, COPIED OR USED IN ANY MANNER WITHOUT THE PRIOR WRITTEN CONSENT OF DONGGUAN TIANDU ELECTRONICS CO., LTD

DESCRIPTIONS OF REVISION APPD.

TITLE : PC POWER JACK SOCKET UNIT : mm DRWG NO.: CMTDDZ-T12-045B-0000

MODEL: T12-045B-XX-A SCALE: 3:1 DWN. ERIC 2013-6-17

CMTDDZ 东莞市田都科技有限公司 CHK'D MAIKO 2013-6-17
DONGGUAN TIANDU TECHNOLOGY CO.,LTD. APPD. Coco 2013-6-17