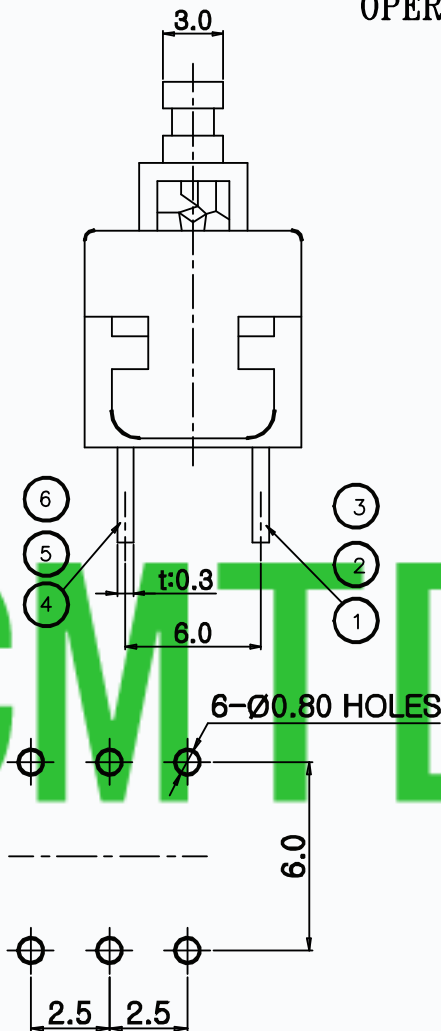
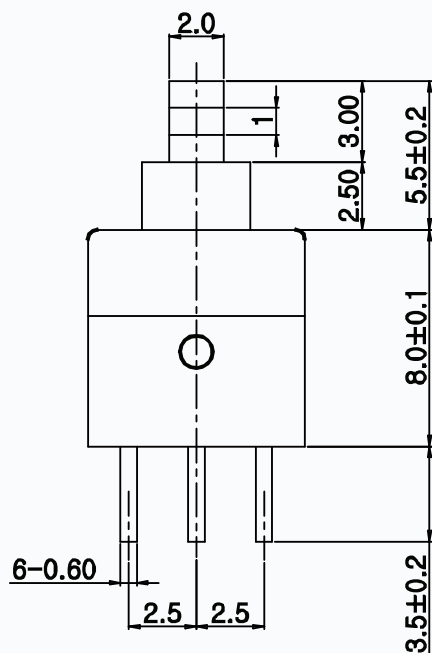
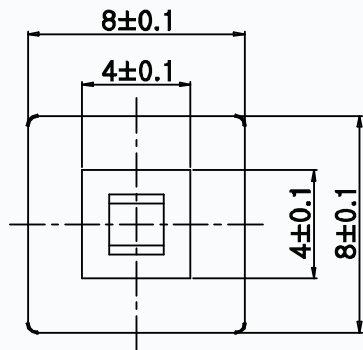




CAD FILE:

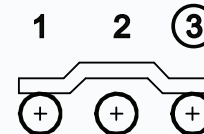
OPERATING MODEL:

SELF-LOCK:T5-80F016D-L  
Non-LOCK:T5-80F016D-NL

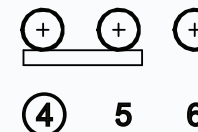
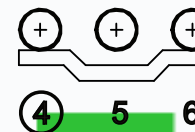
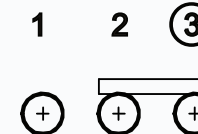


PCB Dimension

FREE



PUSH



Circuit diagram

SPECIFICATIONS

Rating	0.1A 30V DC
CIRCUIT	2C-2P
Timing	NON-SHORTING
Travel	FULL:2.5mm
	LOCK:1.5mm
Operating Force	250gf ± 100gf
Operating Life	10,000 cycles

NO.	PARTS	MATERIALS	Q'TY	FINISH
8				
7	CAM STICK	SUS	1	NATURAL
6	SPRING	SUS	1	NATURAL
5	CONTACT CLIP	PHOSPHOR BRONZE	2	Ag PLATED
4	TERMINAL	BRASS	6	Ag PLATED
3	CASE	PA66	1	GREY
2	COVER	POM	1	BLACK
1	KNOB	POM	1	WHITE

TOLERANCE UNLESS SPECIFIED		THESE DRAWINGS AND SPECIFICATIONS ARE THE PROPERTY OF DONGGUAN TIANDU ELECTRONICS CO.,LTD. AND SHALL NOT BE REPRODUCED, COPIED OR USED IN ANY MANNER WITHOUT THE PRIOR WRITTEN CONSENT OF DONGGUAN TIANDU ELECTRONICS CO., LTD		DESCRIPTIONS OF REVISION		APPD.
WITHIN 1.5mm : ±0.1mm OVER 1.5mm : ±0.2mm				TITLE : VERTICAL SLIDE SWITCH		UNIT : mm
MODEL: SEE TABLE		SCALE: 3:1		DWN.	ERIC	2013-6-17
CMTDDZ 东莞市田都电子有限公司 DONGGUAN TIANDU ELECTRONICS CO.,LTD.		APPD.		CHK'D	MAIKO	2013-6-17
						Coco