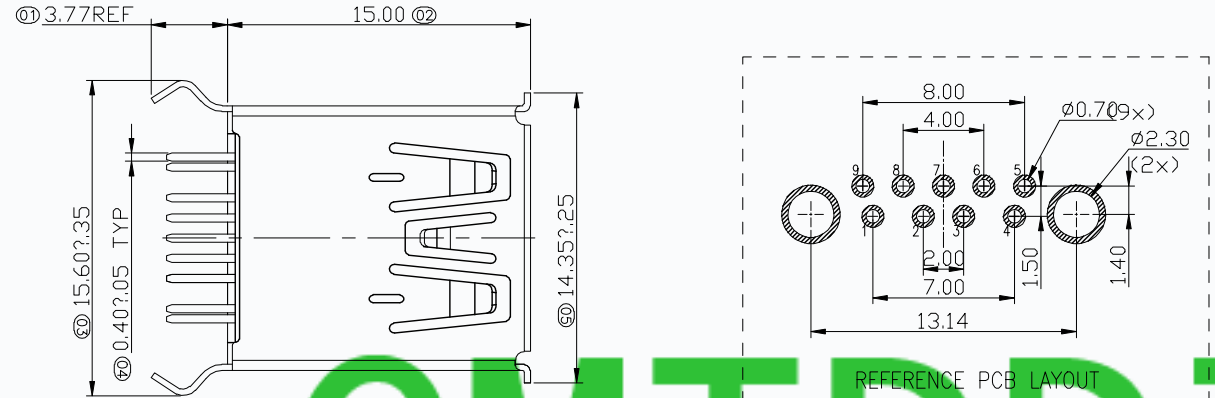



HSF Compliant

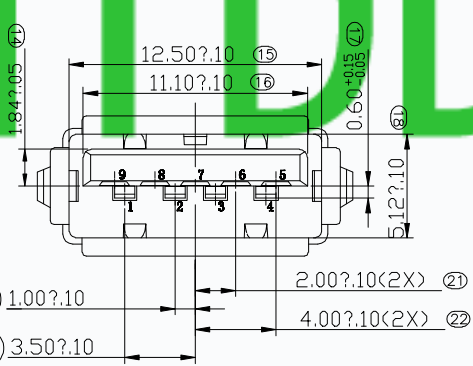
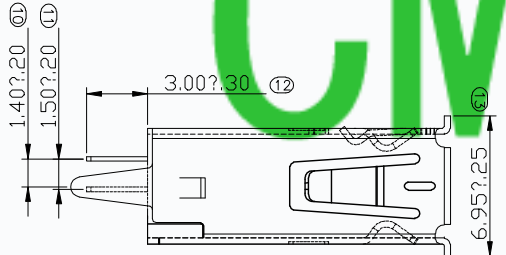
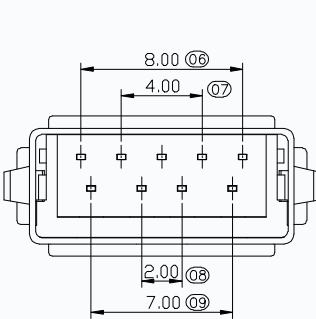
| REV. | ECN NO. | DESCRIPTION | DRAW | CHECK | APPD. | DATE |
|------|--------------|-------------|---------|--------|--------|------------|
| A4 | ECN150727002 | 增加外壳镀金规格 | Amanda | — | — | 2015.07.27 |
| A5 | ECN150919001 | 增加铁壳LCP规格 | Elaine | — | — | 2015.09.19 |
| B0 | ECN171212002 | 新增包装规范 | Michael | JOHNNY | JOHNNY | 2017.12.12 |



SPECIFICATIONS:
 Contact current Rating:
 1.8 Amperes for pin1&pin4.
 0.25 Amperes other contacts
 Dielectric Withstanding Voltage:AC 100V(RMS)
 Insulation resistance:100Megohms Minimum.
 Contact Resistance:
 30mΩ Max for pin1&pin4
 50mΩ Max for other contacts
 Mechanical Characteristics:
 Mating Force:35 Newtons.Maximum
 Unmating Force:10 Newtons.Minimum.
MATERIAL: 8N Min After Durability
 Housing: PBT+30%GF 94V-0 COLOR:BLUE
 Contact: copper alloy(T=0.25mm)
 Shell: Brass
PLATING:
 Contact: Au Plated on contact area
 Tin Plated on solder area
 Nickel underplating over all
 Shell: Nickel Plated
 operating Temperature:-55~+85°



CMTDDZ

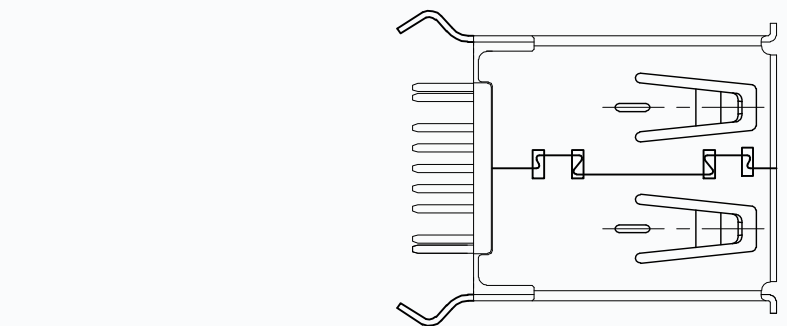


料号备注

T10-3 F 025 D X X X X X X X X

T=PACK-70017
 A=PACK-70071
 B=PACK-70073

| | | |
|---------------|--------------|---------|
| 00=PBT蓝 铜壳镀镍 | R=ROHS2.0标准 | B=盐雾24H |
| 01=PBT蓝 铁壳镀镍 | W=无卤+ROHS2.0 | C=盐雾48H |
| 02=LCP蓝 铜壳镀镍 | | |
| 03=PA9T蓝 铜壳镀镍 | | |
| 04=PBT蓝 铜壳镀金 | | |
| 05=LCP蓝 铁壳镀金 | | |
| 06=PBT黑 铜壳镀镍 | | |
| 07=PBT橙 铜壳镀镍 | | |



| Pin Number | Signal Name |
|------------|-------------|
| 1 | VBUS |
| 2 | D- |
| 3 | D+ |
| 4 | GND |
| 5 | SSRX- |
| 6 | SSRX+ |
| 7 | GND |
| 8 | SSTX- |
| 9 | SSTX+ |
| Shell | Shield |

东莞市田都电子有限公司
 DongGuan TianDu Electronics Co.,Ltd

| UNLESS OTHERWISE SPECIFIED TOLERANCES | | APPROVAL | 日期 | 品名规格 | USB 3.0 AF 180° DIP (有卷边弯脚, 脚长3.0) | | |
|---------------------------------------|-----------|---------------------|------------|------|------------------------------------|-------|-----------|
| X. | +/- 0.30 | 制图 Michael | 2017.12.12 | 料号 | SEE TABLE | | |
| .X | +/- 0.25 | 审核 | | | | | |
| .XX | +/- 0.25 | 核准 | | | | | |
| FRACTIONS | +/- | 文件位置 | | 字库 | 工程图号: | 版本 | |
| ANGLES | +/- 2.00° | ANGLE OF PROJECTION | | A4 | DWG-USBAF-0102 | B0 | |
| DIMENSIONS (METRIC) (MM) | | | | 比例 | 1 : 1 | 状态码 A | 页数 1 OF 1 |