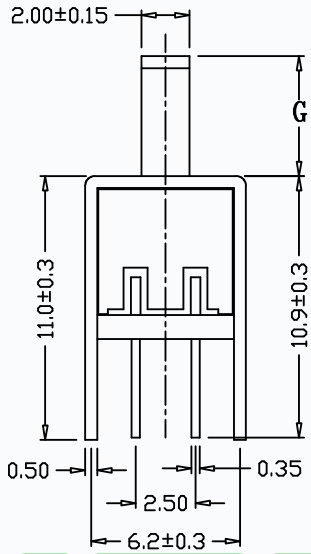
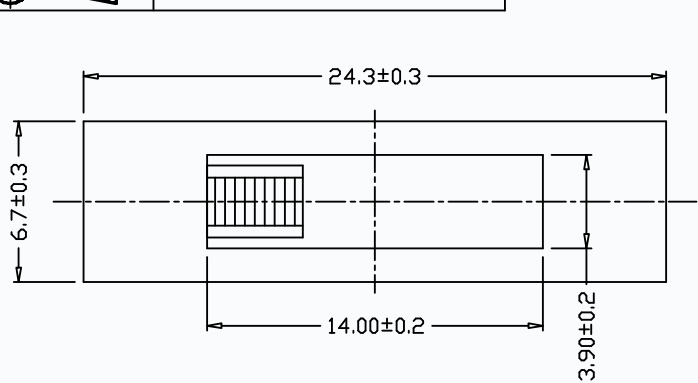
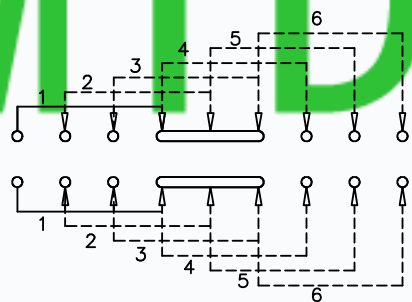
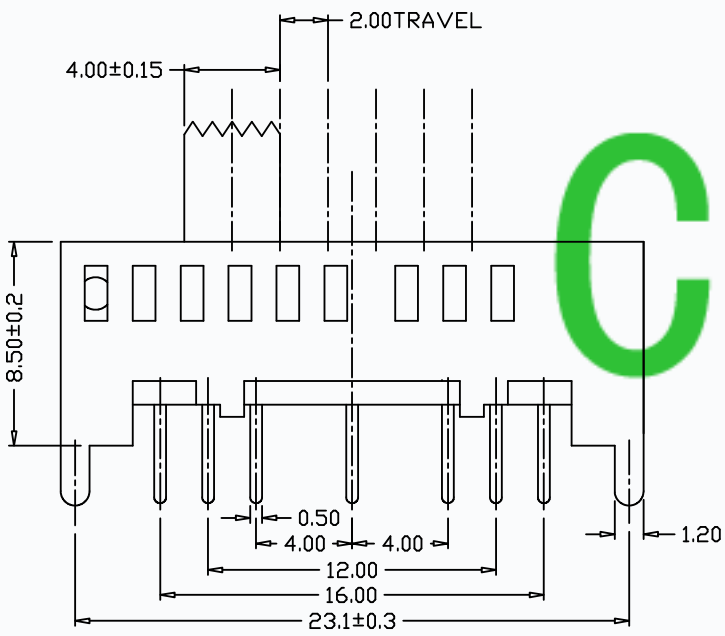
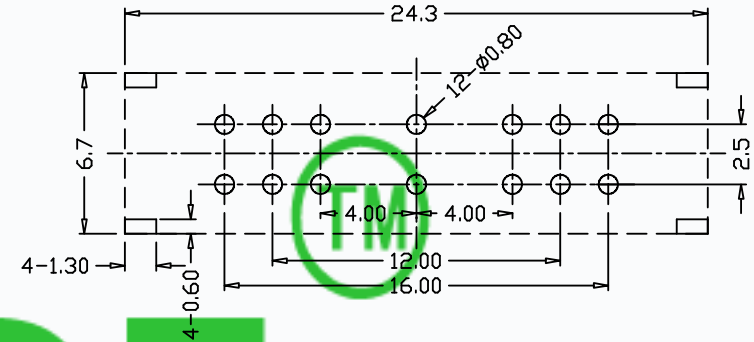


CAD FILE:



MODEL NO.	KNOB(G/VG)
T2-262002-G	(2~11)mm



CMTDDZ

P.C.B. LAYOUT

SPECIFICATIONS

Rating	0.3A 30V DC
CIRCUIT	2P6T
Timing	SHORTING
Travel	2.0mm
Contact Resistance	< 100 mΩ
Operating Force	250gf ± 100gf
Operating Life	10,000 cycles

SCHEMATIC (SHORTING)

NO.	PARTS	MATERIALS	Q'TY	FINISH
8				
7	SPRING BALL	STELL	2	NATURAL
6	SPRING	STEEL WIRE	1	NATURAL
5	CONTACT CLIP	PBS STRIP	2	Ag PLATED
4	TERMINAL	BRASS STRIP	14	Ag PLATED
3	BASE	PHENOLIC RESIN	1	NATURAL
2	KNOB	POM	1	BLACK
1	FRAME	STEEL STRIP	1	NI PLATED

TOLERANCE UNLESS SPECIFIED		THESE DRAWINGS AND SPECIFICATIONS ARE THE PROPERTY OF DONGGUAN TIANDU ELECTRONICS CO.,LTD. AND SHALL NOT BE REPRODUCED, COPIED OR USED IN ANY MANNER WITHOUT THE PRIOR WRITTEN CONSENT OF DONGGUAN TIANDU ELECTRONICS CO., LTD		DESCRIPTIONS OF REVISION		APPD.
WITHIN 1.5mm : ±0.1mm OVER 1.5mm : ±0.2mm						
TITLE : VERTICAL SLIDE SWITCH		UNIT : mm	DRWG NO.: CMTDDZ-T2-262002-00			
MODEL: T2-262002-G		SCALE: 3:1	DWN.	ERIC	2013-6-17	
CMTDDZ 东莞市田都电子有限公司 DONGGUAN TIANDU ELECTRONICS CO.,LTD.		CHK'D	MAIKO	2013-6-17		
		APPD.	Coco	2013-6-17		