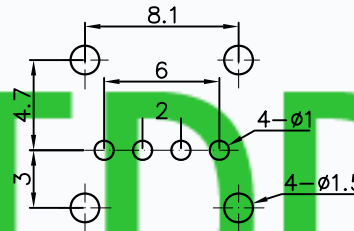
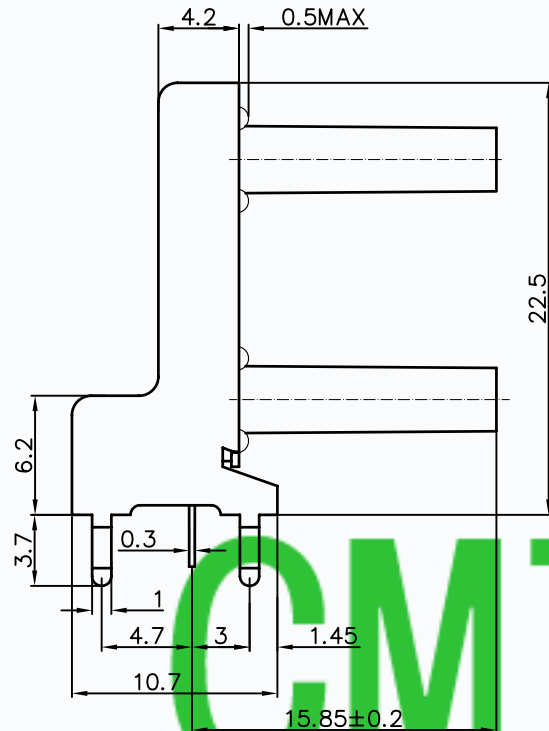
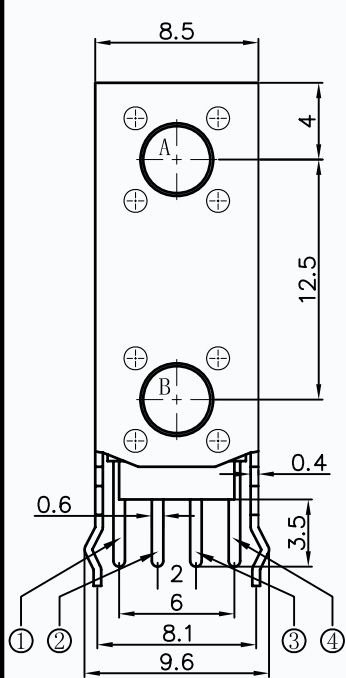
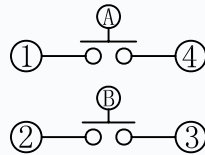
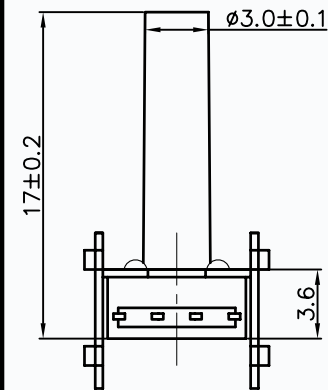


CAD FILE:



P.C.B. LAND PATTERN



CIRCUIT DIAGRAM

MODEL NO.	T6-6060KM-XX-AB			
	H(mm)	L(mm)	A(mm)	XX
A Stem Height	4.3	3.15	φ3.5	10=100GF
	5.0	3.85	φ3.5	16=160GF
	6.0	4.85	φ3.3	26=260GF
	13.0	11.85	φ3.0	32=320GF
	17.0	15.85	φ3.0	52=520GF
B Stem Height	4.3	3.15	φ3.5	
	5.0	3.85	φ3.5	
	6.0	4.85	φ3.3	
	13.0	11.85	φ3.0	
	17.0	15.85	φ3.0	

SPECIFICATIONS

Rating	50mA 12V DC
Travel	0.25±0.1mm
Contact Resistance	≤ 100 mΩ
Operating temperature	-20℃ ~ 70℃(45% ~ 85% RH)
Operating Force	100±50/160±50/260±50/320±80/520±130gf
Operating Life	50,000 Cycles for 320/520gf, 100,000 Cycles for 260gf , 200,000 Cycles for 100/160gf

NO.	PARTS	MATERIALS	Q'TY	FINISH	TOLERANCE UNLESS SPECIFIED WITHIN 1.5mm : ±0.1mm OVER 1.5mm : ±0.2mm	THESE DRAWINGS AND SPECIFICATIONS ARE THE PROPERTY OF DONGGUAN TIANDU ELECTRONICS CO.,LTD. AND SHALL NOT BE REPRODUCED, COPIED OR USED IN ANY MANNER WITHOUT THE PRIOR WRITTEN CONSENT OF DONGGUAN TIANDU ELECTRONICS CO., LTD	DESCRIPTIONS OF REVISION	APPD.	
8									
7									
6									
5	STEM	PPA	2	BLACK					
4	COVER	SPCC	1	NICKEL PLATING					
3	TERMINAL	BRASS(0.3T)	4	SILVERING					
2	CONTACT	SUS	2	SILVER COVERED					
1	BASE	PPA	1	BLACK					
					TITLE : TACT SWITCH	UNIT : mm	DRWG NO.: CMTDDZ-T6-6060KM-00		
					MODEL: T6-6060KM-XX-AB	SCALE: 3:1	DWN.	ERIC	2013-6-17
					CMTDDZ 东莞市田都电子有限公司 DONGGUAN TIANDU ELECTRONICS CO.,LTD.	CHK'D	MAIKO	2013-6-17	
						APPD.	Coco	2013-6-17	