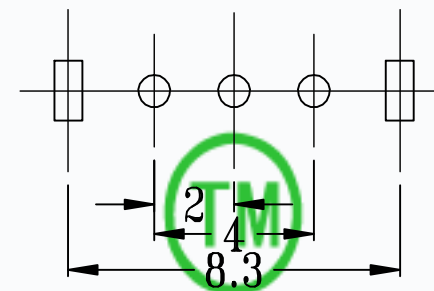
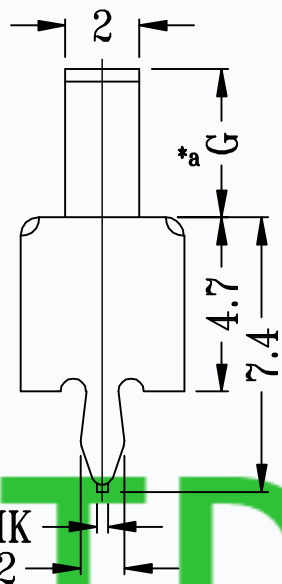
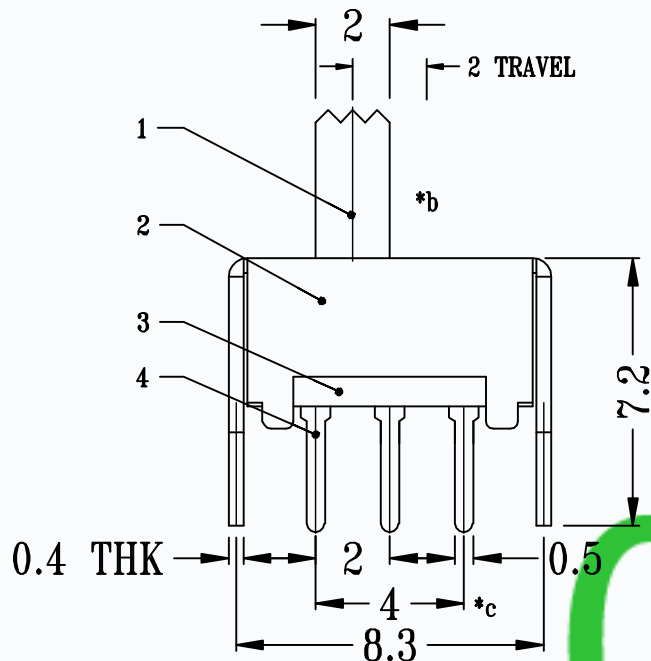




CAD FILE:

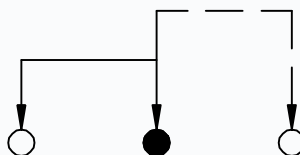
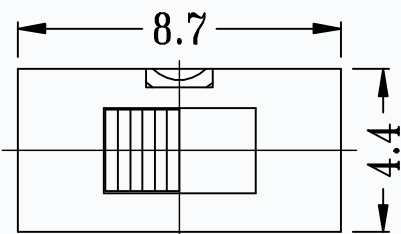


MODEL NO.	KNOB(G/VG)
T2-122001-G	(2~8)mm



P.C.B LAYOUT
BOTTOM VIEW

CMTDDZ



SCHEMATIC (NON-SHORTING)

SPECIFICATIONS	
Rating	0.3A 30V DC
CIRCUIT	1P2T
Timing	NON-SHORTING
Travel	2.0mm
Contact Resistance	< 100 mΩ
Operating Force	250gf ± 100gf
Operating Life	10,000 cycles

NO.	PARTS	MATERIALS	Q'TY	FINISH	TOLERANCE UNLESS SPECIFIED	THESE DRAWINGS AND SPECIFICATIONS ARE THE PROPERTY OF DONGGUAN TIANDU ELECTRONICS CO.,LTD. AND SHALL NOT BE REPRODUCED, COPIED OR USED IN ANY MANNER WITHOUT THE PRIOR WRITTEN CONSENT OF DONGGUAN TIANDU ELECTRONICS CO., LTD	DESCRIPTIONS OF REVISION	APPD.		
8					WITHIN 1.5mm : ±0.1mm					
7					OVER 1.5mm : ±0.2mm					
6										
5	CONTACT CLIP	PBS STRIP	1	Ag PLATED						
4	TERMINAL	BRASS STRIP	3	Ag PLATED						
3	BASE	PHENOLIC RESIN	1	NATURAL						
2	KNOB	POM	1	BLACK						
1	FRAME	STEEL STRIP	1	NI PLATED						
					TITLE : VERTICAL SLIDE SWITCH		UNIT : mm	DRWG NO.: CMTDDZ-T2-122001-00		
					MODEL: T2-122001-G		SCALE: 3:1	DWN.	ERIC	2013-6-17
					CMTDDZ 东莞市田都电子有限公司			CHK'D	MAIKO	2013-6-17
					DONGGUAN TIANDU ELECTRONICS CO.,LTD.			APPD.	Coco	2013-6-17