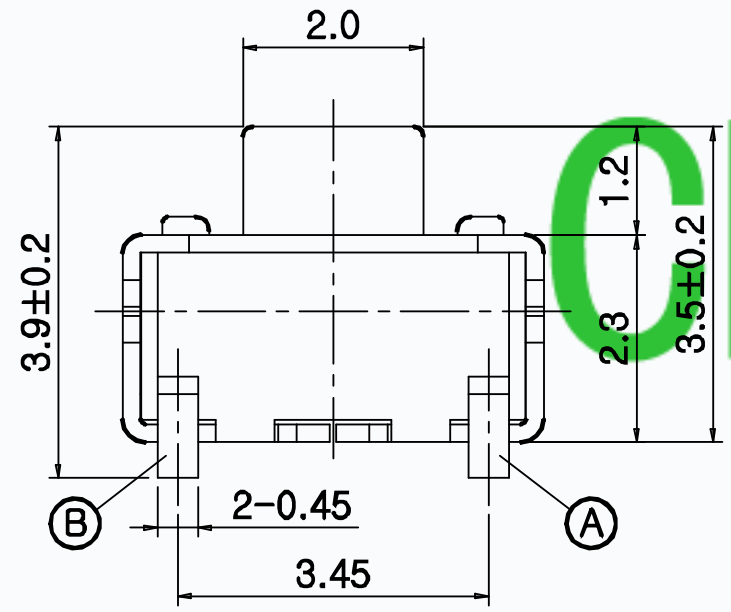
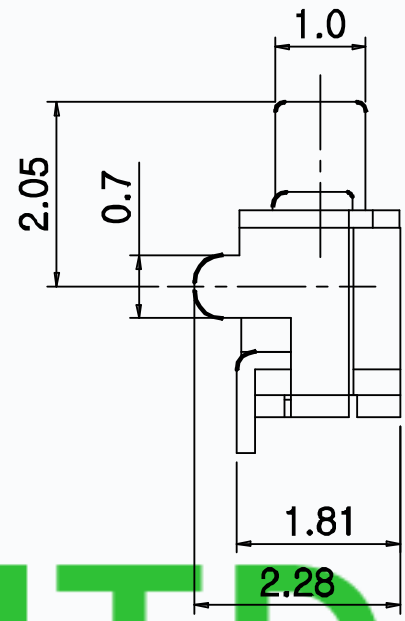
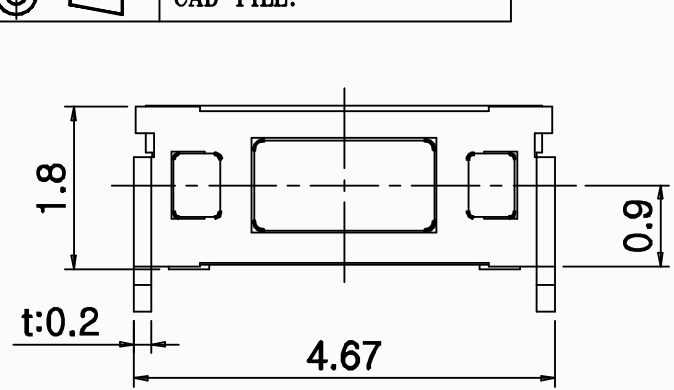
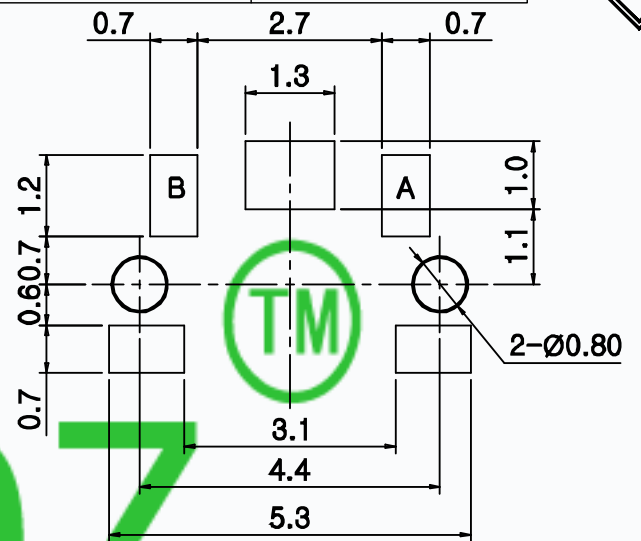


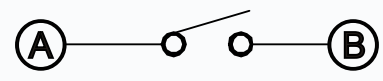
CAD FILE:



MODEL NO.	XX
T6-2040EC-XX	18=180GF
	25=20GF



P.C.B. LAND PATTERN



CIRCUIT DIAGRAM

SPECIFICATIONS	
Rating	50mA 12V DC
Travel	0.15±0.1mm
Contact Resistance	≤ 100 mΩ
Operating temperature	-20℃ ~ 70℃ (45% ~ 85% RH)
Operating Force	180±50gf/250±50gf
Operating Life	50,000 Cycles for 180gf, 30,000 Cycles for 250gf

NO.	PARTS	MATERIALS	Q'TY	FINISH
8				
7				
6				
5	Cover	Brass	1	Ag Plate
4	Stem	PA46	1	White
3	Terminal	Phosphor Bronze	2	Ag Plate
2	Contact	Stainless Steel	2	Ag Clad
1	Case	PA46	1	White

TOLERANCE UNLESS SPECIFIED		THESE DRAWINGS AND SPECIFICATIONS ARE THE PROPERTY OF DONGGUAN TIANDU ELECTRONICS CO.,LTD. AND SHALL NOT BE REPRODUCED, COPIED OR USED IN ANY MANNER WITHOUT THE PRIOR WRITTEN CONSENT OF DONGGUAN TIANDU ELECTRONICS CO., LTD		DESCRIPTIONS OF REVISION		APPD.	
WITHIN 1.5mm : ±0.1mm							
OVER 1.5mm : ±0.2mm							
TITLE : TACT SWITCH			UNIT : mm	DRWG NO.: CMTDDZ-T6-2040EC-00			
MODEL: T6-2040EC-XX			SCALE: 3:1	DWN.	ERIC	2013-6-17	
CMTDDZ 东莞市田都电子有限公司			DONGGUAN TIANDU ELECTRONICS CO.,LTD.		CHK'D	MAIKO	2013-6-17
					APPD.	Coco	2013-6-17