



CAD FILE:

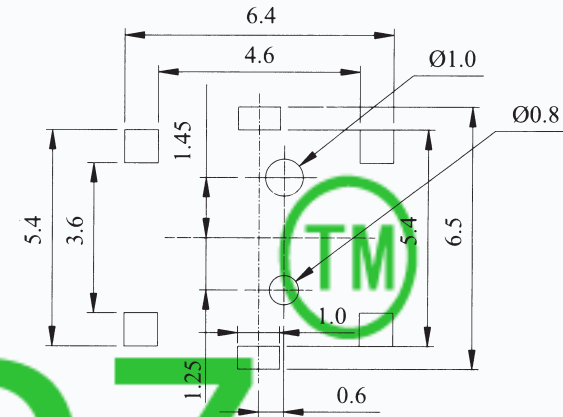
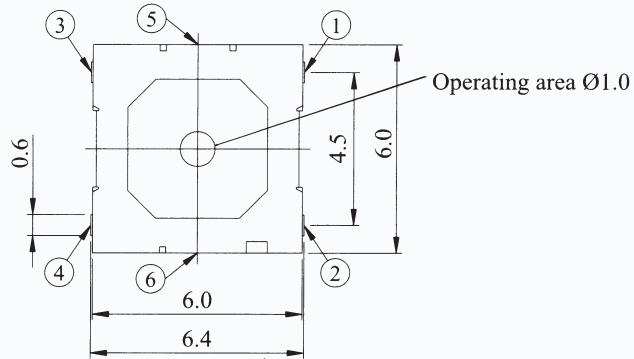
MODEL NO.

XX

T6-6060FS-XX

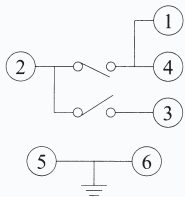
10=100GF/TRAVEL:0.25±0.1 mm

25=250GF/TRAVEL:0.4±0.1 mm

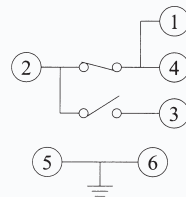


P.C.B. LAND PATTERN

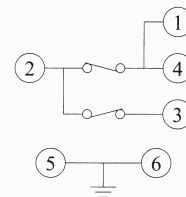
Switch circuit configuration



First movement



Second movement



CIRCUIT DIAGRAM

SPECIFICATIONS

Rating	50mA 12V DC
Travel	0.25±0.1mm/0.4±0.1mm
Contact Resistance	≤ 100 mΩ
Operating temperature	-20℃ ~ 70℃( 45% ~ 85% RH )
Operating Force	100±40/250±80gf
Operating Life	30,000 Cycles

8				
7				
6				
5	COVER	SUS	1	NATURAL
4	DUST COVER	KAPTON FILM	1	YELLOW
3	TERMINAL	PHOSPHOR BRONZE	4	PLATING SILVER
2	CONTACT	F.Ag/SUS	1	PLATING SILVER
1	BASE	LCP	1	BLACK
NO.	PARTS	MATERIALS	Q'TY	FINISH

TOLERANCE  
UNLESS SPECIFIED  
WITHIN 1.5mm : ±0.1mm  
OVER 1.5mm : ±0.2mm

THESE DRAWINGS AND SPECIFICATIONS  
ARE THE PROPERTY OF DONGGUAN  
TIANDU ELECTRONICS CO.,LTD. AND  
SHALL NOT BE REPRODUCED, COPIED  
OR USED IN ANY MANNER WITHOUT  
THE PRIOR WRITTEN CONSENT OF  
DONGGUAN TIANDU ELECTRONICS CO., LTD

DESCRIPTIONS OF REVISION	APPD.
--------------------------	-------

TITLE : TACT SWITCH

UNIT : mm

DRWG NO.: CMTDDZ-T6-6060FS-00

MODEL: T6-6060FS-XX

SCALE: 3:1

DWN.	ERIC	2013-6-17
CHK'D	MAIKO	2013-6-17
APPD.	Coco	2013-6-17

**CMTDDZ** 东莞市田都电子有限公司  
DONGGUAN TIANDU ELECTRONICS CO.,LTD.