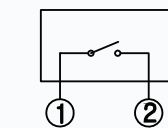
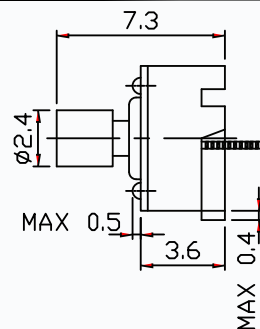
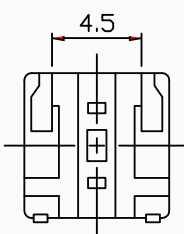
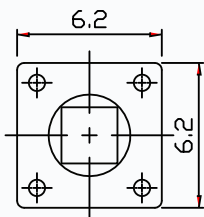
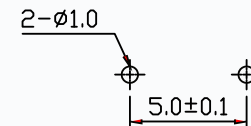



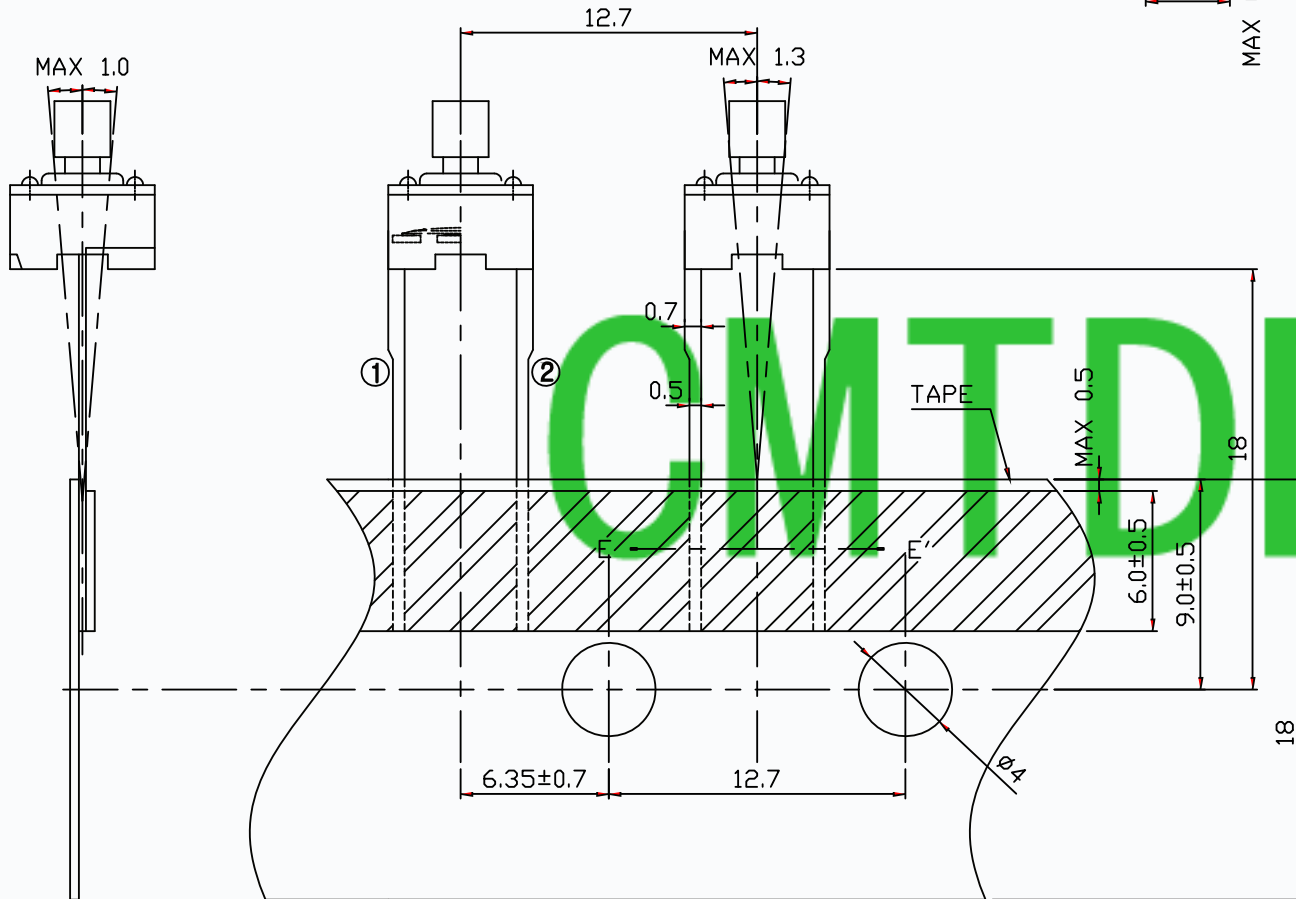
CAD FILE:



CIRCUIT DIAGRAM



PCB DIMENSION



MODEL NO.	XX	H
T6-6060RD-XX-H	10=100gf	7.3MM
	13=130gf	
	16=160gf	
	25=250gf	
	32=320gf	

SPECIFICATIONS

Rating	50mA 12V DC
Travel	0.25±0.1mm
Contact Resistance	≤ 100 mΩ
Operating temperature	-20℃ ~ 70℃(45% ~ 85% RH)
Operating Force	100±30gf/130±30gf/160±50gf/250±50gf/320±50gf
Operating Life	100,000 Cycles

NO.	PARTS	MATERIALS	Q'TY	FINISH
8				
7				
6				
5	COVER	SPCC	1	PLATING NICKEL
4	KEYSTOKE	NYLON	1	BLACK/WHITE
3	TERMINAL	BRASS	2	PLATING Ag
2	CONTACT	SUS	1	Ag CLAD
1	BASE	NYLON	1	BLACK

TOLERANCE UNLESS SPECIFIED		DESCRIPTIONS OF REVISION		APPD.
WITHIN 1.5mm : ±0.1mm				
OVER 1.5mm : ±0.2mm				
TITLE : TACT SWITCH		UNIT : mm	DRWG NO.: CMTDDZ-T6-6060RD-00	
MODEL: T6-6060RD-XX-H		SCALE: 3:1	DWN.	ERIC 2013-6-17
CMTDDZ 东莞市田都电子有限公司 DONGGUAN TIANDU ELECTRONICS CO.,LTD.			CHK'D	MAIKO 2013-6-17
			APPD.	Coco 2013-6-17

THESE DRAWINGS AND SPECIFICATIONS ARE THE PROPERTY OF DONGGUAN TIANDU ELECTRONICS CO.,LTD. AND SHALL NOT BE REPRODUCED, COPIED OR USED IN ANY MANNER WITHOUT THE PRIOR WRITTEN CONSENT OF DONGGUAN TIANDU ELECTRONICS CO., LTD