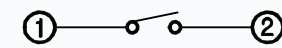
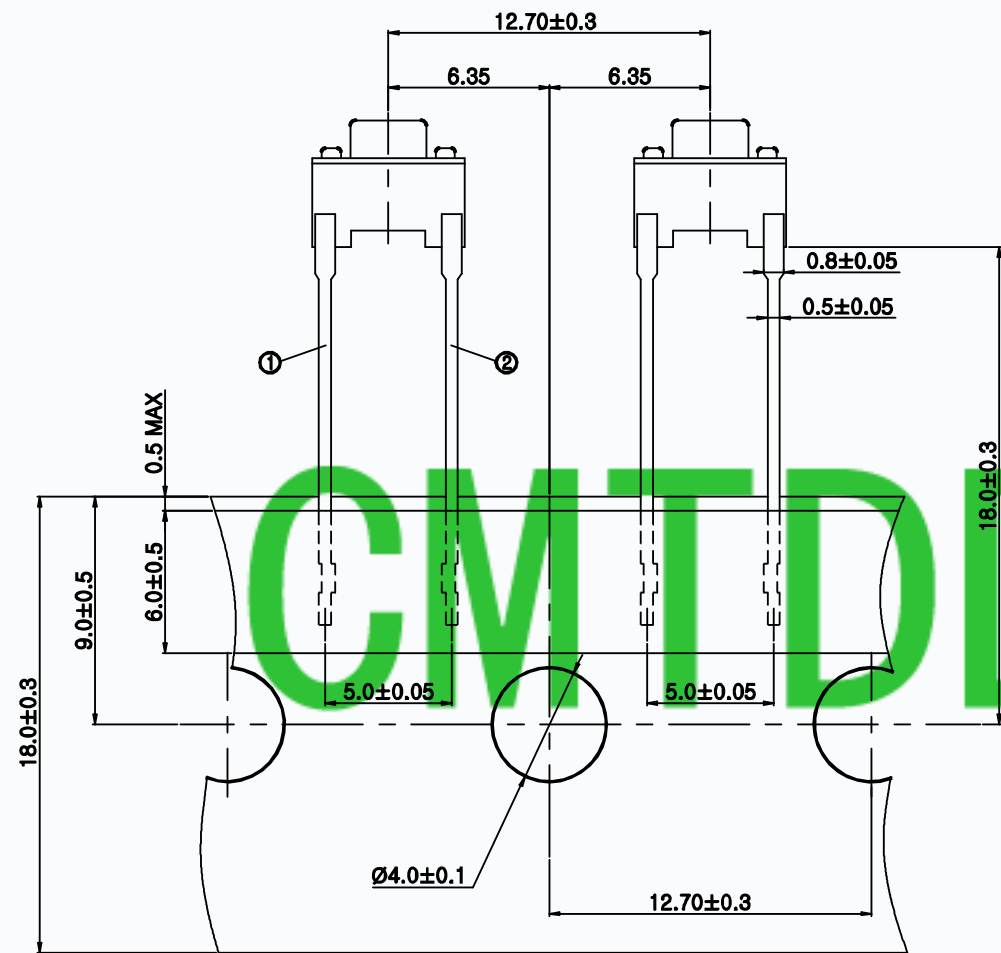
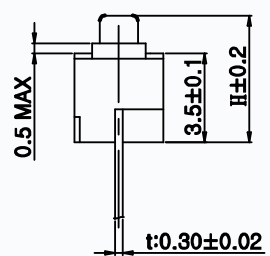
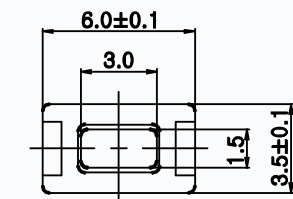

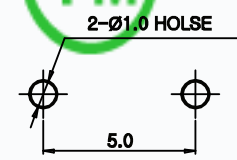
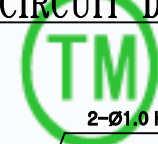


CAD FILE:

MODEL NO.	XX	H
T6-3560ED-XX-H	12=125GF	4.3MM
	16=160GF	
	26=260GF	5MM
	32=320GF	
	52=520GF	



CIRCUIT DIAGRAM



P.C.B. LAND PATTERN

SPECIFICATIONS

Rating	50mA 12V DC
Travel	0.25±0.05mm
Contact Resistance	≤ 100 mΩ
Operating temperature	-20℃ ~ 70℃( 45% ~ 85% RH )
Operating Force	125±50/160±50/2600±50/320±80/520±130gf
Operating Life	30,000 Cycles for 260/320/520gf 50,000 Cycles for 125/160gf

8				
7				
6				
5	COVER	SPCC	1	PLATING NICKEL
4	KEYSTROKE	PA46	1	BLACK/WHITE
3	TERMINAL	BRASS(0.30t)	2	PLATING SILVER
2	CONTACT	F.Ag/SUS	1	PLATING SILVER
1	BASE	PA46	1	BLACK/WHITE
NO.	PARTS	MATERIALS	Q'TY	FINISH

TOLERANCE UNLESS SPECIFIED		THESE DRAWINGS AND SPECIFICATIONS ARE THE PROPERTY OF DONGGUAN TIANDU ELECTRONICS CO.,LTD. AND SHALL NOT BE REPRODUCED, COPIED OR USED IN ANY MANNER WITHOUT THE PRIOR WRITTEN CONSENT OF DONGGUAN TIANDU ELECTRONICS CO., LTD		DESCRIPTIONS OF REVISION		APPD.	
WITHIN 1.5mm : ±0.1mm							
OVER 1.5mm : ±0.2mm							
TITLE : TACT SWITCH			UNIT : mm		DRWG NO.: CMTDDZ-T6-3560ED-00		
MODEL: T6-3560ED-XX-H			SCALE: 3:1		DWN.	ERIC	2013-6-17
CMTDDZ 东莞市田都电子有限公司					CHK'D	MAIKO	2013-6-17
DONGGUAN TIANDU ELECTRONICS CO.,LTD.					APPD.	Coco	2013-6-17