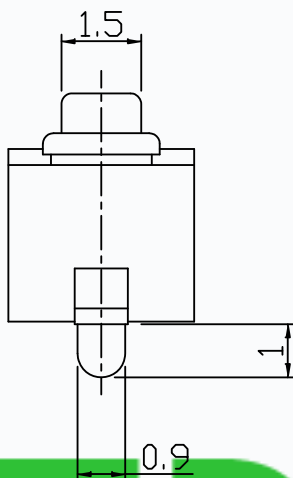
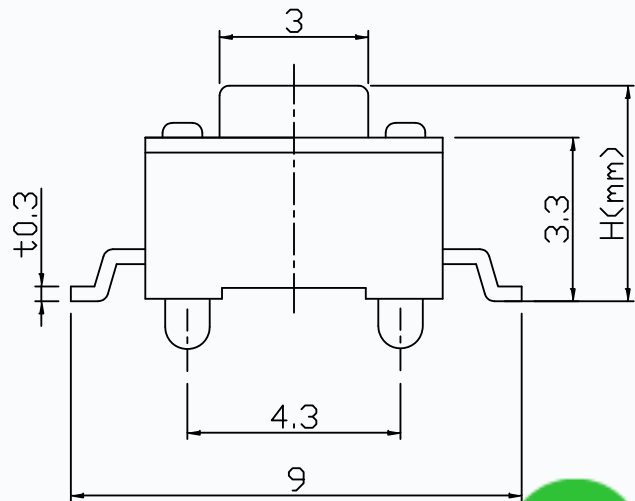
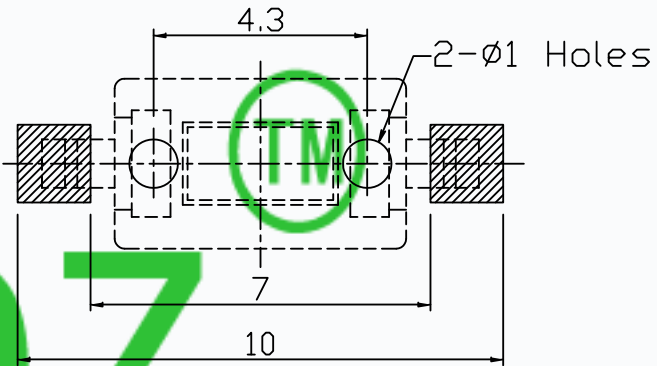



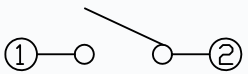
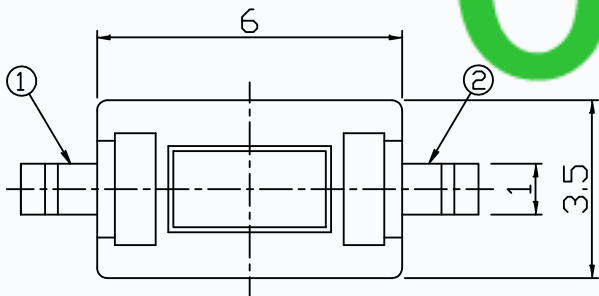
CAD FILE:



MODEL NO.	XX	H
T6-3560CS-XX-H	12=125GF	4.3MM
	16=160GF	
	26=260GF	5MM
	32=320GF	
	52=520GF	



P.C.B. LAND PATTERN



CIRCUIT DIAGRAM

SPECIFICATIONS

Rating	50mA 12V DC
Travel	0.25±0.05mm
Contact Resistance	≤ 100 mΩ
Operating temperature	-20°C ~ 70°C( 45% ~ 85% RH )
Operating Force	125±50/160±50/260±50/320±80/520±130gf
Operating Life	30,000 Cycles for 260/320/520gf 50,000 Cycles for 125/160gf

NO.	PARTS	MATERIALS	Q'TY	FINISH
8				
7				
6				
5	COVER	SPCC	1	PLATING NICKEL
4	KEYSTOKE	PA46	1	BLACK/WHITE
3	TERMINAL	BRASS(0.30t)	2	PLATING SILVER
2	CONTACT	F.Ag/SUS	1	PLATING SILVER
1	BASE	PA46	1	BLACK/WHITE

TOLERANCE UNLESS SPECIFIED WITHIN 1.5mm : ±0.1mm OVER 1.5mm : ±0.2mm	THESE DRAWINGS AND SPECIFICATIONS ARE THE PROPERTY OF DONGGUAN TIANDU ELECTRONICS CO.,LTD. AND SHALL NOT BE REPRODUCED, COPIED OR USED IN ANY MANNER WITHOUT THE PRIOR WRITTEN CONSENT OF DONGGUAN TIANDU ELECTRONICS CO., LTD	DESCRIPTIONS OF REVISION	APPD.
TITLE : TACT SWITCH		UNIT : mm	DRWG NO.: CMTDDZ-T6-3560CS-00
MODEL: T6-3560CS-XX-H		SCALE: 3:1	DWN. ERIC 2013-6-17
CMTDDZ 东莞市田都电子有限公司 DONGGUAN TIANDU ELECTRONICS CO.,LTD.		CHK'D	MAIKO 2013-6-17
		APPD.	Coco 2013-6-17