

1

2

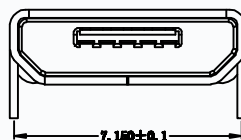
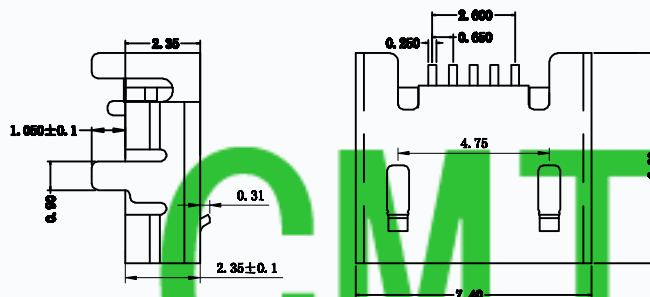
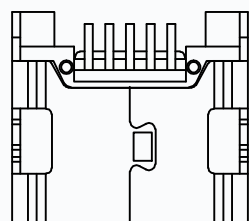
3

4

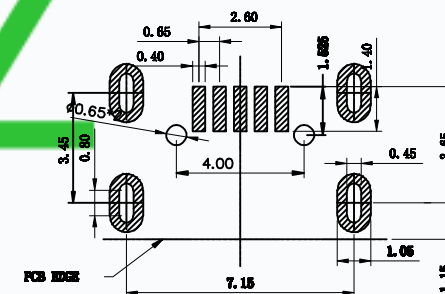
5

6

| REV. | ECN NO. | DESCRIPTION | DRWN | APPD. | DATE |
|------|---------|-------------|------|-------|------|
| | | | | | |



- NOTES:
MATERIAL:
1.1 HOUSING:HIGH TEMPERATURE THERMOPLASTIC WITH G.F,
UL94v-0
1.2 CONTACT:COPPER ALLOY T=0.15mm
1.3 SHELL: COPPER ALLOY,T=0.25mm
2.SPECIFICATION:
2.1CURRENT RATING:1 A MAX
2.2 DIELECTRIC WITHSSANDING
VOLTAGE:100 V(ac) FOR 1min
2.3 CONTACT RESISTANCE:30 mΩ MAX.
2.4 INSULATION RESISTANCE:100 MΩ MIN.
2.5 TOTAL MATING FORCE: 3.57 Kgf MAX.
2.6 TOTAL UNMATING FORCE: 1.0Kgf
MIN.0.81~2.05 Kgf
MIN.AFTER 10000 INSERTION/EXTRATION CYCLES
2.7 TEMPERATURE RANGE:-30°C~+80°C



RECOMMENDED PCB LAYOUT

(TOL: ±0.05)

| | | | | | |
|-------------------|--------------|--------------------|---|--|----------------------------------|
| UNITS mm | SCALE 1:1 | REV. X1 | SHEET 1 OF 1 | 东莞市田都电子有限公司 DONGGUAN TIANDU ELECTRONICS CO.,LTD TEL: 0769-85384807 FAX: 0769-85384842 | |
| | | DATE 2012-11-16 | TITLE: Micro USB 5P/F B 四脚全插 (L=1.05)有柱 (0.4) 平口 | | |
| GENERAL TOLERANCE | | DR. MC | MAT'L | SEE NOTES | FINISH SEE NOTES |
| 0. ±0.30 | 0.0 ±0.20 | APPD. | DWG. NO. T10-05FB14 | A | PART NO. CMTD-MC-B-05-715-002 |
| 0.00 ±0.10 | 0.° ±4° | | | | SIZE A4 |
| 0.0° ±2° | | | | | |