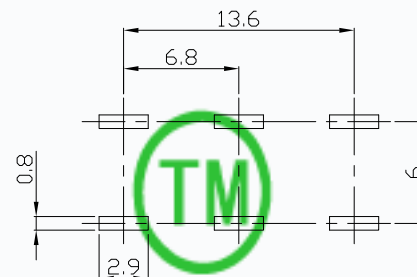
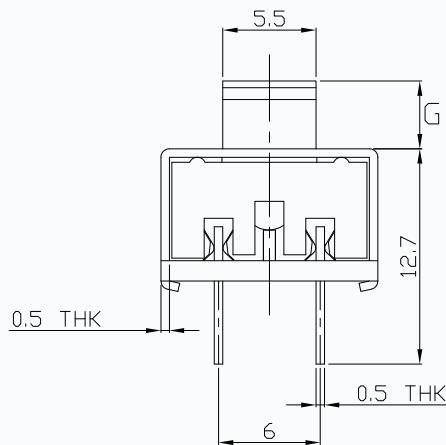
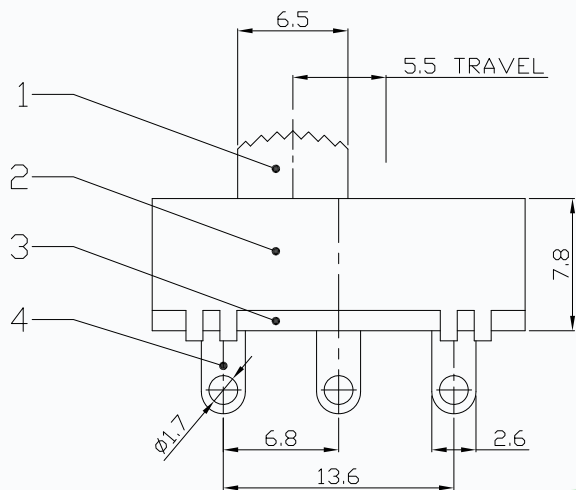
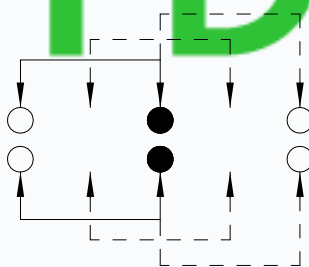
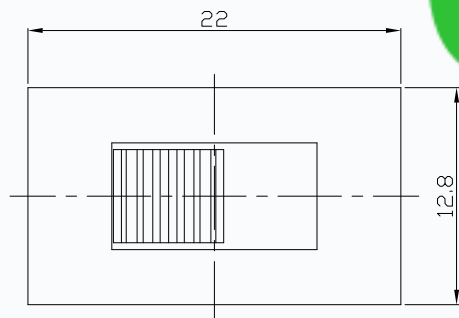


CAD FILE:



CMTDDZ

P.C.B. LAYOUT



CIRCUIT DIAGRAM

SPECIFICATIONS

Rating	AC250V 1.5A
CIRCUIT	2P3T
Insulation Resistance	> 100 MΩ
Travel	5.5mm
Contact Resistance	< 30 mΩ
Operating Force	250gf ± 100gf
Operating Life	10,000 cycles

8	POSITION PLATE	STEEL STRIP	1	NI PLATED	TOLERANCE UNLESS SPECIFIED WITHIN 1.5mm :±0.1mm OVER 1.5mm : ±0.2mm	THESE DRAWINGS AND SPECIFICATIONS ARE THE PROPERTY OF DONGGUAN TIANDU ELECTRONICS CO.,LTD. AND SHALL NOT BE REPRODUCED. COPIED OR USED IN ANY MANNER WITHOUT THE PRIOR WRITTEN CONSENT OF DONGGUAN TIANDU ELECTRONICS CO., LTD					
7	STEEL BALL	STEEL	1	NATURAL							
6	SPRING	STEEL WIRE	1	NATURAL							
5	CONTACT CLIP	PBS STRIP	2	Ag PLATED			DESCRIPTIONS OF REVISION			APPD.	
4	TERMINAL	BRASS STRIP	6	Ag PLATED	TITLE : VERTICAL SLIDE SWITCH		UNIT : mm		DRWG NO.: CMTDDZ-T4-237201-00		
3	BASE	PHENOLIC RESIN	1	NATURAL	MODEL: T4-237201-G		SCALE: 3:1		DWN.	ERIC	2013-6-17
2	FRAME	STEEL STRIP	1	Ni PLATED	CMTDDZ 东莞市田都电子有限公司 DONGGUAN TIANDU ELECTRONICS CO.,LTD.				CHK'D	MAIKO	2013-6-17
1	KNOB	POM	1	BLACK					APPD.	Coco	2013-6-17
NO.	PARTS	MATERIALS	Q'TY	FINISH							

CMTDDZ

东莞市田都电子有限公司
DONGGUAN TIANDU ELECTRONICS CO.,LTD.