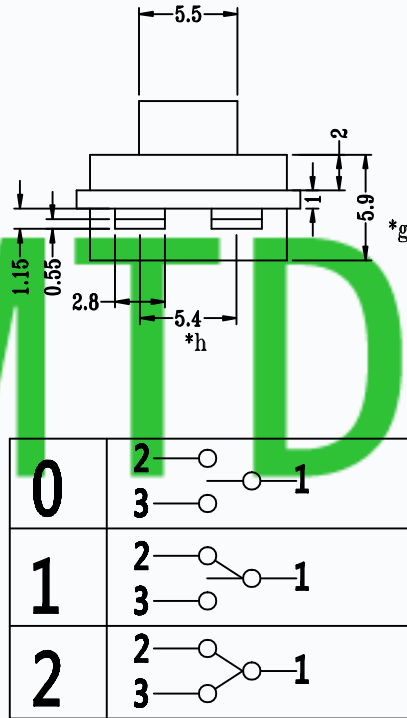
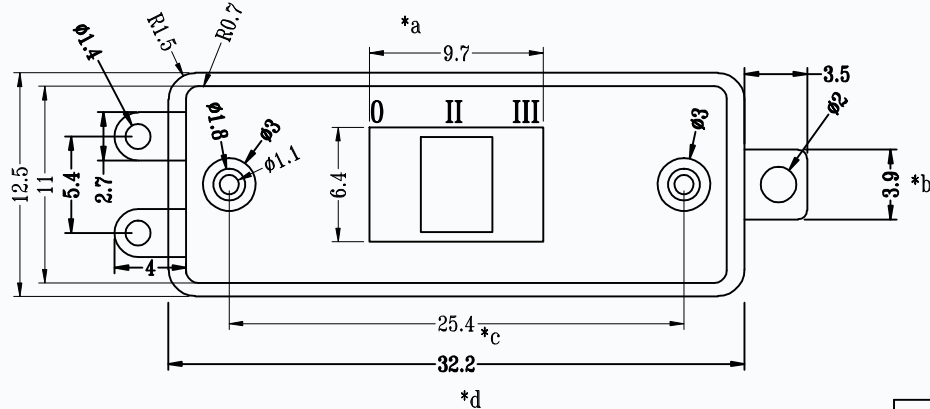
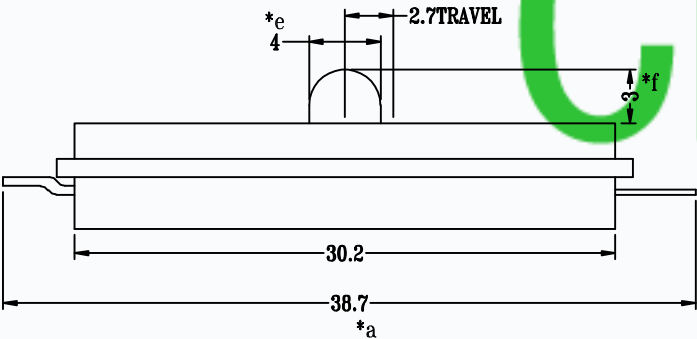
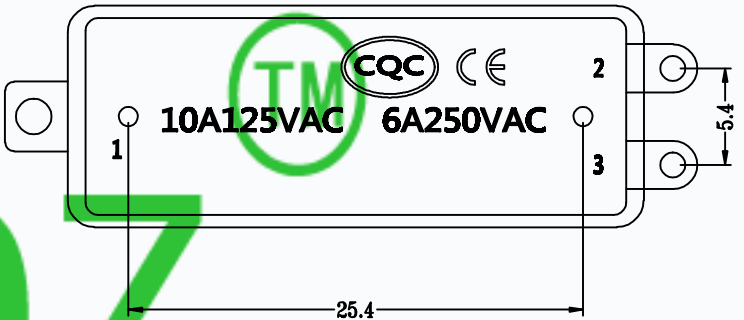


CAD FILE:

MODEL NO.	KNOB(G)
T4-130501-G	3mm



CIRCUIT DIAGRAM



SPECIFICATIONS

Rating	AC125V 10A
CIRCUIT	1P3T
Insulation Resistance	> 100 MΩ
Travel	2.7mm
Contact Resistance	< 100 mΩ
Operating Force	250gf ± 50gf
Operating Life	10,000 cycles

8	COPPER NAIL	BRASS STRIP	2	Ag PLATED
7	STEEL BALL	STEEL	1	NATURAL
6	SPRING	PBS STRIP	1	NATURAL
5	CONTACT CLIP	BRASS STRIP	1	Ag PLATED
4	TERMINAL	BRASS STRIP	2	Ag PLATED
3	CASE	PA66	1	BLACK
2	COVER	PA66	1	BLACK
1	KNOB	PA66	1	BLACK
NO.	PARTS	MATERIALS	Q'TY	FINISH

TOLERANCE UNLESS SPECIFIED	THESE DRAWINGS AND SPECIFICATIONS ARE THE PROPERTY OF DONGGUAN TIANDU ELECTRONICS CO.,LTD. AND SHALL NOT BE REPRODUCED, COPIED OR USED IN ANY MANNER WITHOUT THE PRIOR WRITTEN CONSENT OF DONGGUAN TIANDU ELECTRONICS CO., LTD	DESCRIPTIONS OF REVISION	APPD.
WITHIN 1.5mm : ±0.1mm OVER 1.5mm : ±0.2mm			
TITLE : VERTICAL SLIDE SWITCH	UNIT : mm	DRWG NO.: CMTDDZ-T4-130501-00	
MODEL: T4-130501-G	SCALE: 3:1	DWN.	ERIC 2013-6-17
CMTDDZ 东莞市田都电子有限公司 DONGGUAN TIANDU ELECTRONICS CO.,LTD.		CHK'D	MAIKO 2013-6-17
		APPD.	Coco 2013-6-17