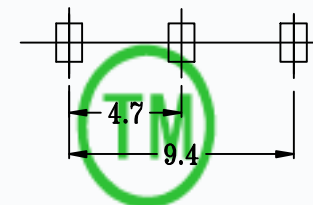
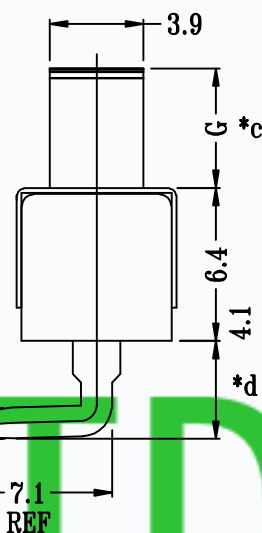
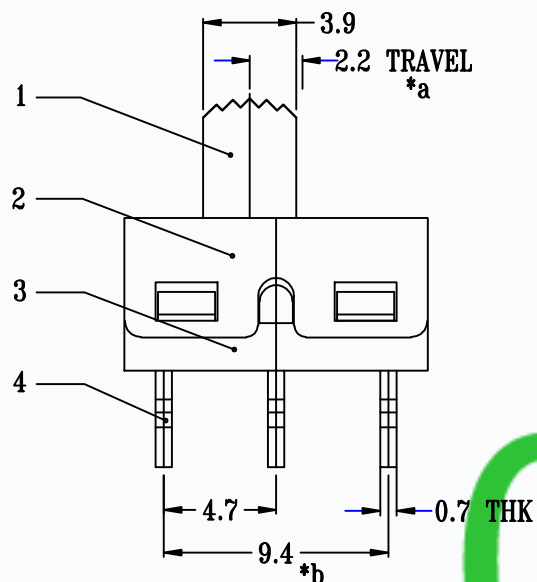




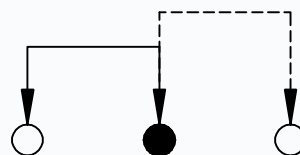
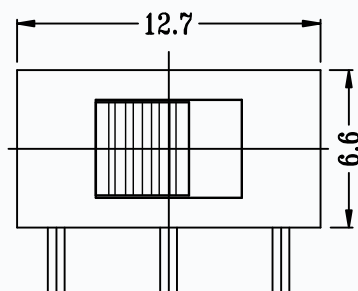
CAD FILE:

注意：“*”表示关键尺寸（4个）

MODEL NO.	KNOB(G)
T4-124703-G	(2~10)mm



P.C.B. LAYOUT



CIRCUIT DIAGRAM

SPECIFICATIONS

Rating	AC250V 3A
CIRCUIT	1P2T
Insulation Resistance	> 100 MΩ
Travel	2.2mm
Contact Resistance	< 100 mΩ
Operating Force	300gf ± 100gf
Operating Life	10,000 cycles

NO.	PARTS	MATERIALS	Q'TY	FINISH	TOLERANCE UNLESS SPECIFIED WITHIN 1.5mm : ±0.1mm OVER 1.5mm : ±0.2mm	THESE DRAWINGS AND SPECIFICATIONS ARE THE PROPERTY OF DONGGUAN TIANDU ELECTRONICS CO.,LTD. AND SHALL NOT BE REPRODUCED, COPIED OR USED IN ANY MANNER WITHOUT THE PRIOR WRITTEN CONSENT OF DONGGUAN TIANDU ELECTRONICS CO., LTD	DESCRIPTIONS OF REVISION	APPD.	
8									
7	STEEL BALL	STEEL	1	NATURAL					
6	SPRING	STEEL WIRE	1	NATURAL					
5	CONTACT CLIP	BRASS STRIP	1	Ag PLATED					
4	TERMINAL	BRASS STRIP	3	Ag PLATED					
3	CASE	PA66	1	BLACK					
2	COVER	SUS	1	NATURAL					
1	KNOB	PA66	1	BLACK					
					TITLE : VERTICAL SLIDE SWITCH		UNIT : mm	DRWG NO.: CMTDDZ-T4-124703-00	
					MODEL: T4-124703-G		SCALE: 3:1	DWN.	ERIC 2013-6-17
					CMTDDZ 东莞市田都电子有限公司		CHK'D	MAIKO 2013-6-17	
					DONGGUAN TIANDU ELECTRONICS CO.,LTD.		APPD.	Coco 2013-6-17	